



AGJENCIA KOSOVARE E PRIVATIZIMIT  
KOSOVSKA AGENCIJA ZA PRIVATIZACIJU  
PRIVATISATION AGENCY OF KOSOVO

# PRIVATISATION AGENCY OF KOSOVO

**ANNUAL REPORT**

JANUARY - DECEMBER 2011





AGJENCIA KOSOVARE E PRIVATIZIMIT  
KOSOVSKA AGENCIJA ZA PRIVATIZACIJU  
PRIVATISATION AGENCY OF KOSOVO

# ANNUAL REPORT

OF PRIVATISATION AGENCY OF KOSOVO  
FOR THE PARLIAMENT OF REPUBLIC OF KOSOVO

MARCH 2012



## ► Content

Chairman’s Statement .....	5
Mandate, organisation and Structure .....	7
Organizational structure .....	7
Agency’s activities .....	7
Spin off sales .....	7
Liquidation Asset Sale .....	8
Workers lists .....	8
Interim distribution of 20% .....	9
Initial and final list .....	11
Commercialized enterprises .....	13
Special spin offs .....	14
Trepça unit.....	15
List of enterprises under direct administration .....	16
List of Transactions according to Article 8 .....	24
List of Liquidated Enterprises .....	25
APPENDIX – PAK FINANCIAL STATEMENTS	



## ► Chairman's Statement

Honourable Mr. President,

Honourable members of the Assembly of the Republic of Kosovo,

I have the pleasure to inform you on behalf of the Board of Directors regarding the activities, achievements and challenges of Privatisation Agency of Kosovo during 2011.

PAK's privatization performance has been generally successful but the same cannot be said for liquidation.

The Kosovo liquidation process was designed to respect the requirements of the Comprehensive Proposal for the Kosovo Status Settlement with special emphasis on the protection of the interests and human rights of minorities. The result was a highly complex procedure with review layers that are unique to Kosovo coupled with an appeal system that proved to be unworkable in practice. Unwittingly, the legislation worked against the very interests it was designed to protect, denying claimant their right to be paid and creating hardship for workers with entitlements under the 20% scheme.

Year 2011 marks an important turn for Privatisation Agency of Kosovo with the approval of the new PAK law by the Assembly of Kosovo, new law on Reorganization of certain Enterprises and the revised law on Special Chamber of the Supreme Court of Kosovo. These new laws shall create a new workable legal framework which shall speed up the privatisation and liquidation process and enable the possibility to expedite the distribution of trust funds to creditors and rightful owners which shall consequently impact economical development in the country and increase the welfare of citizens of the Republic of Kosovo.

These laws would not have been drafted and concluded without the tremendous support of the Ministry of Economical Development, European Commission Liaison Office, International Civilian Office, USA Embassy and USAID and I would like to publicly express PAK's appreciation for this support and especially the proactive support of its key stakeholder – the Assembly of Kosovo.

Board of Directors hereby presents the Annual Report of Privatisation Agency of Kosovo (PAK) for the calendar year 2011 as an obligation set out by article 20, item 20.2 of the PAK Law which includes:

- 1.1 *Financial statements of Agency's accounts;*
- 1.2 *Separately from Agency's accounts, financial statements of accounts and assets which are held in trust by the Agency;*
- 1.3 *List of enterprises under Agency's direct administration in compliance to article 6.1;*
- 1.4 *List of transactions accomplished in compliance to article 8 during the year being reported and transactions suspended;*
- 1.5 *List of enterprises liquidated in compliance to article 9; and*
- 1.6 *List of enterprises for which reorganization procedure is initiated.*

A summary of privatisation program shows that total income from paid spin offs and deposited into the bank reach the amount of € 557,139,162 whereas total of income accomplished from the sale of assets through liquidation and deposited into the bank reach € 51,338,146.

PAK Board of Directors continues to meet on regular basis in order to carry out its functions and responsibilities foreseen by the applicable law. I would like to express my gratitude for what I consider to be quite productive and successful and that is the contribution of all the members of Agency's Board of Directors. I wish to express my sincere gratitude to the management and Agency's personnel for their enormous efforts and dedication for the welfare of Agency's processes during these 12 months.

We are determined to do everything possible to build on the changes; to rebuild the foundations and underpin the Agency's ability to complete liquidations over the next five years and through successful privatization and liquidation renew the confidence of all stakeholders in the organization and significantly contribute to the building of a vibrant successful and sustainable Kosovo private sector.

Finally, allow me to assure you that the Agency shall remain at your disposal at any time to provide necessary additional clarifications.

Board of Directors,

**Dino Asanaj,**  
Chairman

Privatisation Agency of Kosovo  
March, 2012





## ► Mandate, organisation and management

Privatisation Agency of Kosovo is established as independent public authority which exercises functions and responsibilities independently following the Law of Kosovo Assembly No. 04/L-034, on PAK.

PAK enjoys full legal personality especially to step into contracts, acquire, keep or sell property and enjoys self-implied competencies in the fulfilment of its duties and competencies granted by this law; sue and be sued on its name. The Agency is authorized for the administration including authorization to sell, transfer and/or liquidate enterprises and assets of socially-owned enterprises.

The Agency has a Board of Directors, Managing Director and two Deputy Managing Directors, Director of Executive Secretariat and the professional and technical personnel.

PAK Board of Directors consists of eight Directors; five (5) appointed by the Assembly of Republic of Kosovo and three (3) international members appointed by the International Civilian Representative in conformity to the provision of the Law on PAK. Board meetings were also attended by the donor of the Agency, respectively Liaison Office of European Commission, as observers without voting rights. The Board has general responsibility for Agency's activities and in order to carry out this responsibility it undertakes necessary actions or actions allowed by law. The Board enjoys all the competences of the Agency, apart from those it may delegate to the Management.

### ► PAK Board of Directors during 2011 was in the following composition:

- Dino Asanaj, Chairman and Director
- Naser Osmani, Deputy – Chairman and Director
- Andrea Capussela, Director – replaced by Lisa Brodey – Director, as of April
- Bahri Shabani, Director
- Haxhi Arifi, Director
- Hubert Warsmann, Director
- Mohammed Omran, Director
- Slobodan Petrovic, Director
- Freek Janmat, Observer – replaced by Rron Dallakadu - Observer

During 2011 the Board of Directors conducted its regular monthly meetings in which they performed their duties impartially with a view to the purposes of the Agency, in order to carry out the Agency's functions and responsibilities as stipulated under the present law.

## ► Organizational structure

PAK Organizational Structure is divided into three operational parts: Asset Realization Division (AR); Corporate Governance Division (CG) and Executive Branch whilst Internal Audit Unit and Press and Public Relations Unit reports directly to Agency's management and in specific occasions to the Board of Directors.

Asset Realisation Division includes two main departments: Sales Department and Liquidation Department.

Corporate Governance Division includes Trepça Unit, Control and Supervision Unit, Direct Administration Unit and Monitoring Unit.

Executive Branch consists of Regional Offices managed by Regional Coordination Department, Budget and Finance Department, Legal Department, Administration Department and Human Resources Department. The Agency has regional offices in Gjilan, Mitrovica, Peja, Prishtina and Prizren; there are also three satellite offices in Gracanica, Shterpe and Leposavic.

## ► Agency's activities

By the end of 2011, PAK had in its portfolio 596 socially-owned Enterprises. Six privatisation waves were held during this year, respectively ordinary-spin off sales, whereby from 59 socially-owned Enterprises 119 NewCos were created and tendered.

Liquidation of socially-owned Enterprises continued following the legal framework, which was abolished in September 2011 upon entry into force of the current law. On September 30, 2011 the mandate of international members of Liquidation Committees ended whereby their appointment by International Civilian Representative was not renewed since legal provisions of the new law do not stipulate such issue.

The new current law enables contracting professional service providers accordingly on December 16, 2011 the Agency initiated the contracting process for professional service providers for liquidation of the portfolio of socially-owned Enterprises in the Republic of Kosovo.

## ► Spin off sales

Bid Day for Privatisation Wave 48 was held on February 28, 2011 consisting of ten (10) SOEs into ten (10) NewCos. Total bid number for regular spin offs was 37.

Bid Day for Privatisation Wave 49 was held on April 13, 2011 consisting of eleven (11) SOEs into eleven (11) NewCos. Total number of bids received for regular spin offs was 38.

Bid Day for privatisation wave 50 was held on June 15, 2011 consisting of eleven (11) SOEs into thirteen (13) NewCos. Total number of bids received for regular spin-offs was 42.

Bid Day for privatisation wave 51 was held on August 17, 2011 consisting of thirty (30) SOEs into forty-two (42) NewCos. Total number of bids received was 82.

Bid Day for privatisation wave 52 was held on October 19, 2011, consisting of seventeen (17) NewCos. Total number of bids received for regular spin offs was 33.

Bid Day for privatisation wave 53 was held on November 16, 2011, consisting of twenty-six (26) SOEs. Total number of bids received for regular spin offs was 85.

## ▶ Asset sale of socially-owned enterprises in liquidation

Bid Day for liquidation assets sale 6 was held on March 09, 2011 consisting of thirteen (13) units. Total number of bids received for liquidation sale of assets was 47.

Bid Day for liquidation assets sale 7 was held on May 11, 2011, consisting of twenty-four (24) items. Total number of bids received for liquidation sale of assets was 107.

Bid Day for liquidation assets sale 8 was held on July 20, 2011, consisting of twenty (20) item. Total number of bids received for liquidation sale of assets was 42.

Bid Day for liquidation asset sale 9 was held on September 21, 2011, consisting of forty-three (43) items. Total number of bids received for liquidation sale of assets was 106.

Bid Day for liquidation asset sale 10 was held on November 16, 2011, consisting of thirty (30) items. Total number of bids received for liquidation sale of assets was 58.

## ▶ Workers lists

Pursuant to Article 10.2 of UNMIK Regulation 2003/13 representative panel of workers of Socially-Owned Enterprises (SOE) in cooperation with Independent Trade Unions of Kosovo (ITUK) shall prepare the initial list on non-discriminatory basis for workers eligible for reception of 20% revenue of SOE sale and submit it together with relevant documentation of workers that are on the list of respective PAK Regional Office. Regional Office shall review the list and, if needed, make necessary amends. Workers List Unit monitors the entire process

offering (if necessary) to SOE management clarification related to legal and procedural matters for the list to be drafted in complete compliance to applicable law and in order to secure an unbiased approach for workers from available distribution funds. Such list, checked and approved by the Head of RO shall then be forwarded to Workers List Unit for further review and be published onto daily in Albanian and Serbian papers as well as PAK web page.

Workers List Unit remains devoted to further the process of distribution of 20% to eligible workers. Therefore, as of its establishment, PAK Workers List Unit has carried out extraordinary work in order to achieve Agency's commitments to expedite this very important process for economical development and improvement of economical welfare.

## ▶ Interim distribution of 20%

PAK Board of Directors has approved the resolution on Interim Distribution in a meeting held on January 28 and 29, 2010 whilst the interim distribution has begun on March 2010. During 2011, 22 initial lists and 71 final lists were published and interim distribution of 20% took place for eligible workers of 82 enterprises in the total amount of 14,572,078 €. Business plan for 2011 foresees publication of 32 initial lists and 40 final lists whilst 22 initial lists and 71 final lists were published.

It is worth emphasizing that in connection to the interim distribution, if one person in the list or the entire list is disputed, then that person or persons may not benefit in this phase until the case is not resolved with the Special Chamber.

## ► Interim Distribution of 20% for 2011

No	Name of SOE	Region	Amount distributed	Date	No. of beneficiaries
1	Jometalet Kaolini	Gjilan	€ 16.370,40	28.1.2011	27
2	Vet. Station Skenderaj	Mitrovicë	€ 5.908,65	28.1.2011	5
3	Armature Factory	Pejë	€ 42.342,86	28.1.2011	57
4	Printex	Prizren	€ 456.234,82	28.1.2011	1125
5	Banesa	Prizren	€ 101.145,00	28.1.2011	10
6	Plant protection station	Pejë	€ 9.900,00	28.1.2011	6
7	Sek-Kos/Sirkos	Prishtinë	€ 63.906,25	28.1.2011	15
8	KB Talinovc, Talinovc	Gjilan	€ 15.300,00	28.1.2011	16
9	19 Nëntori	Prishtinë	€ 82.173,53	3.3.2011	67
10	Agimi - Meat Gjakovë	Pejë	€ 46.102,32	3.3.2011	72
11	KBI Agrokultura	Gjilan	€ 429.854,80	3.3.2011	256
12	Bujku	Mitrovicë	€ 52.500,00	3.3.2011	14
13	Dardania	Prishtinë	€ 260.166,25	3.3.2011	177
14	Dobrusha	Pejë	€ 38.033,65	3.3.2011	11
15	Poultry Farm Ereniku	Pejë	€ 51.982,14	3.3.2011	41
16	Fertrans Ferizaj	Gjilan	€ 15.395,30	3.3.2011	15
17	Hidromont	Pejë	€ 15.631,58	3.3.2011	11
18	IMF Kosova - Meat Industry Fushë Kosovë	Prishtinë	€ 302.349,55	3.3.2011	113
19	AC Istog	Pejë	€ 43.075,49	3.3.2011	9
20	AC Kosova Lipjan	Prishtinë	€ 312.882,86	3.3.2011	49
21	Malishgan Klinë	Pejë	€ 145.622,47	3.3.2011	111
22	Mulliri Gjakovë	Pejë	€ 29.770,31	3.3.2011	87
23	Pioniri	Gjilan	€ 47.236,01	3.3.2011	179
24	Prizrencoop	Prizren	€ 221.447,25	3.3.2011	16
25	Seed Factory	Pejë	€ 22.036,25	3.3.2011	48
26	Standard	Pejë	€ 53.306,39	3.3.2011	115
27	Tregtia e Kosovës	Prishtinë	€ 19.693,55	3.3.2011	17
28	XIQ Karaqeve	Gjilan	€ 216.651,00	3.3.2011	465
29	KB Drita Raushiq	Pejë	€ 19.197,34	28.3.2011	7
30	Artizanati	Prizren	€ 68.421,43	28.3.2011	34
31	Bujku	Mitrovicë	€ 6.271,50	28.3.2011	25
32	Cyçavica	Mitrovicë	€ 123.261,41	28.3.2011	189
33	Grafikos	Gjilan	€ 63.388,78	28.3.2011	56
34	Kosovo Elektro/Eletrotehna	Prishtinë	€ 227.477,55	28.3.2011	18
35	Modeli	Pejë	€ 92.925,00	28.3.2011	177
36	BOAL Piston Pump Factory	Pejë	€ 32.476,74	28.3.2011	114
37	Transport	Prizren	€ 131.666,55	28.3.2011	27
38	Agriculture – Prishtinë	Prishtinë	€ 1.842.082,38	29.3.2011	49
39	17 Nëntori Pejë	Pejë	€ 143.945,40	15.3.2011	345
40	Vinex	Gjilan	€ 104.975,21	15.3.2011	232

41	Dubrava	Pejë	€ 180.271,14	15.6.2011	96
42	1 Maj Rahovec	Prizren	€ 68.400,00	15.6.2011	96
43	Koritnik	Prizren	€ 103.308,15	15.6.2011	50
44	Kosovashped	Prishtinë	€ 157.113,65	15.6.2011	43
45	Deçani	Pejë	€ 31.626,00	15.6.2011	35
46	Ploughing -Farming	Prishtinë	€ 149.711,22	15.6.2011	63
47	Metal Holding	Prishtinë	€ 50.894,80	15.6.2011	134
48	Construction	Prishtinë	€ 91.603,05	15.6.2011	33
49	Letnica	Gjilan	€ 61.727,69	15.6.2011	41
50	SHAM Drita	Gjilan	€ 25.555,65	15.6.2011	15
51	KB Liria Bardhosh	Prishtinë	€ 821.274,59	15.6.2011	46
52	Klinapremix	Pejë	€ 43.172,53	15.6.2011	55
53	NBI Rahoveci	Prizren	€ 509.031,77	15.6.2011	529
54	Erozion	Pejë	€ 38.400,00	15.6.2011	14
55	Animal feed factory	Prishtinë	€ 138.984,15	15.6.2011	17
56	AC Likovci	Mitrovicë	€ 3.145,80	1.8.2011	12
57	Elan-Vushtrri	Mitrovicë	€ 16.162,21	1.8.2011	23
58	Shampinjoni	Pejë	€ 28.280,28	1.8.2011	14
59	Komuna	Prizren	€ 409.660,21	1.8.2011	805
60	Magjistrala	Prishtinë	€ 159.207,79	1.8.2011	230
61	Sunflower Oil Factory, Ferizaj	Gjilan	€ 56.798,78	1.8.2011	270
62	Morava e Epërme, Viti	Gjilan	€ 121.331,12	1.8.2011	72
63	Pashtriku	Prishtinë	€ 45.150,00	1.8.2011	16
64	TE Klina	Pejë	€ 60.973,16	1.8.2011	65
65	Tregtia	Gjilan	€ 264.489,18	1.8.2011	248
66	Dardania/Putnik	Prizren	€ 127.636,23	15.8.2011	59
67	18 Nëntori	Prizren	€ 179.413,39	15.8.2011	405
68	Barnatorja Popullore Gjilan	Gjilan	€ 85.360,00	15.8.2011	22
69	Zastava Ramiz Sadiku	Pejë	€ 381.646,45	15.8.2011	1027
70	Factory of furniture and construction-28 Nëntori	Prishtinë	€ 178.665,52	15.8.2011	57
71	Prizrenmarket	Prizren	€ 196.833,50	15.8.2011	91
72	Agriculture Peja	Peja	€ 63.912,77	14.9.2011	115
73	IMB/Mlinpek/Zitopromet	Mitrovicë	€ 47.545,39	14.9.2011	140
74	Lux	Mitrovicë	€ 44.424,99	14.9.2011	340
75	Vushtex/Polet	Mitrovicë	€ 149.024,60	14.9.2011	756
76	Primary production -Ereniku	Pejë	€ 571.365,88	15.9.2011	302
77	IDGJ Gjilan	Gjilan	€ 109.089,51	15.9.2011	232
78	Dardania/Sloga prevoz	Pejë	€ 22.996,68	14.10.2011	14
79	Elan	Prizren	€ 138.145,60	14.10.2011	242
80	Flamme-ing	Prizren	€ 237.917,71	14.10.2011	61
81	KB Tankosiq	Gjilan	€ 44.733,95	14.10.2011	10
82	Lavra/Brazda	Pejë	€ 18.783,62	14.10.2011	24

83	NBI Suhareka	Prizren	€ 708.438,70	14.10.2011	236
84	Vocar/Urata	Prishtinë	€ 1.471.851,21	14.10.2011	378
85	Agrokultura	Mitrovicë	€ 97.617,15	14.10.2011	64
86	Qëndresa/Morava-Kamenicë	Gjilan	€ 50.151,18	14.10.2011	48
87	SHAM Iliri	Prizren	€ 4.843,64	14.10.2011	8
88	Hotel Mineral	Gjilan	€ 24.049,54	30.10.2011	37
89	AC Turiqevci	Mitrovicë	€ 8.250,00	30.10.2011	15

## ► Initial and final list

Since drafting lists is the responsibility of SOE's management and of Independent Trade Unions of Kosovo (ITUK) (Ref. Article 10.2 of UNMIK Regulation 2003/13), whereas any change or amendment on the list may be done by PAK Regional Office, it is evident that workers list depend on the SOE Management and PAK Regional Office which

means this unit may publish those lists previously drafted by the SOE Management, checked, amended and approved by the PAK RO. In many occasions, according to information from the SOE's management, lack of documentation for workers (documents missing during the war) make the entire process even more complicated.

## ► Publishing of Initial Workers Lists for 2011

No	Name of SOE	Region	Date of publishing initial list	Deadline for claim submission within PAK	No. of workers in Initial List
1	KB Burimi-Vrellë	Pejë	7.10.2011	29.10.2011	11
2	N.E.T Elmont	Pejë	7.10.2011	29.10.2011	17
3	KB Malisheva	Prizren	7.10.2011	29.10.2011	6
4	Veterinary station Kamenicë	Gjilan	7.10.2011	29.10.2011	7
5	KB Mushtishti	Prizren	7.10.2011	29.10.2011	6
6	KB Muzeqina	Prizren	7.10.2011	29.10.2011	3
7	Zhupa	Prizren	30.10.2011	19.11.2011	19
8	Forestry economy	Mitrovicë	30.10.2011	19.11.2011	10
9	KB Fryti-Babush i Muhaxherëve	Prishtinë	30.10.2011	19.11.2011	7
10	Tullara-Kamenice	Gjilan	30.10.2011	19.11.2011	27
11	IMB Mulliri Fushë Kosovë	Prishtinë	30.10.2011	19.11.2011	158
12	TSOE Sharr Tregtia, Kaçanik	Gjilan	3.12.2011	24.12.2011	56
13	Sham Meto Bajraktari	Mitrovicë	3.12.2011	24.12.2011	15
14	Liria	Prizren	3.12.2011	24.12.2011	328
15	Forestry economy	Prishtinë	10.12.2011	31.12.2011	6
16	SHAM Semafori	Prizren	10.12.2011	31.12.2011	6
17	Forestry economy	Mitrovicë	17.12.2011	7.1.2011	7
18	Minex	Gjilan	17.12.2011	7.1.2011	113
19	Remont Service Prizren	Prizren	17.12.2011	7.1.2011	22
20	NSHT Remont	Prishtinë	17.12.2011	7.1.2011	23
21	Famipa	Prizren	24.12.2011	14.1.2011	227
22	Ratar Llaplje Selo	Prishtinë	24.12.2011	14.1.2011	29

Whilst drafting and publishing Initial Lists depends on SOE Management and PAK RO, publication of Final List depends on the work of ELRC and Board approval for each list prior to it being published.

► Publishing of final workers list for 2011

No	Name of SOE	Region	Date when initial list was published	Date when final list was published	Deadline for claim submission within SCSC	No. of workers in the final list
1	Vinex	Gjilan	15.8.2009	2.4.2011	23.4.2011	232
2	Dubrava	Pejë	1.8.2009	2.4.2011	23.4.2011	96
3	1 Maj Rahovec	Prizren	15.8.2009	2.4.2011	23.4.2011	96
4	Koritnik	Prizren	5.9.2009	2.4.2011	23.4.2011	50
5	Kosovashped	Prishtinë	1.8.2009	2.4.2011	23.4.2011	43
6	Deçani	Pejë	5.9.2009	2.4.2011	23.4.2011	35
7	Ploughing - Farming	Prishtinë	8.9.2007	2.4.2011	23.4.2011	63
8	Metal Holding	Prishtinë	1.9.2007	2.4.2011	23.4.2011	134
9	Erozion	Pejë	9.10.2010	9.4.2011	30.4.2011	14
10	Construction	Prishtinë	5.9.2009	9.4.2011	30.4.2011	33
11	Klinapremix	Pejë	15.8.2009	9.4.2011	30.4.2011	55
12	NBI Rahoveci	Prizren	8.9.2007	9.4.2011	30.4.2011	529
13	SHAM Drita	Gjilan	18.7.2009	9.4.2011	30.4.2011	15
14	KB Liria Bardhosh	Prishtinë	12.9.2009	9.4.2011	30.4.2011	46
15	Animal Feed Factory	Prishtinë	19.9.2009	9.4.2011	30.4.2011	17
16	Letnica	Gjilan	9.10.2010	9.4.2011	30.4.2011	41
17	Morava e Eperme	Gjilan	5.9.2009	16.4.2011	7.5.2011	72
18	AC Likovci	Mitrovicë	9.10.2010	16.4.2011	7.5.2011	12
19	Tregtia	Gjilan	19.9.2009	16.4.2011	7.5.2011	248
20	Pashtriku	Prishtinë	9.10.2010	16.4.2011	7.5.2011	16
21	Elan-Vushtrri	Mitrovicë	9.10.2010	23.4.2011	15.5.2011	23
22	Sunflower Oil Factory	Gjilan	25.8.2007	23.4.2011	15.5.2011	270
23	Shampinjoni	Pejë	4.12.2010	23.4.2011	15.5.2011	14
24	Magjistrala	Prishtinë	13.11.2010	23.4.2011	15.5.2011	230
25	TE Klina	Pejë	20.11.2010	30.4.2011	21.5.2011	65
26	Komuna	Prizren	5.9.2009	30.4.2011	21.5.2011	805
27	Barnatorja Popullore Gjilan	Gjilan	20.11.2010	4.6.2011	25.6.2011	22
28	Prizrenmarket	Prizren	29.8.2009	4.6.2011	25.6.2011	91
29	Zastava Ramiz Sadiku	Pejë	22.8.2009	4.6.2011	25.6.2011	1027
30	18 Nëntori	Prizren	25.8.2007	4.6.2011	25.6.2011	405
31	Dardania/Putnik	Prizren	1.8.2009	11.6.2011	2.7.2011	59
32	Factory of furniture and construction-28 Nentori	Prishtinë	27.11.2010	11.6.2011	2.7.2011	57
33	IDGJ Gjilan	Gjilan	22.9.2007	11.6.2011	2.7.2011	410
34	Primary production-Ereniku	Pejë	9.10.2010	11.6.2011	2.7.2011	303
35	Agrokultura	Mitrovicë	20.11.2010	9.7.2011	30.7.2011	64
36	Dardania/Sloga prevoz	Pejë	23.10.2010	9.7.2011	30.7.2011	14
37	Elan	Prizren	15.8.2009	9.7.2011	30.7.2011	242
38	Lavra/Brazda	Pejë	23.10.2010	9.7.2011	30.7.2011	24
39	NBI Suhareka	Prizren	12.9.2009	23.7.2011	13.8.2011	236
40	Vocar/Urata	Prishtinë	12.9.2009	23.7.2011	13.8.2011	378
41	Qëndresa/Morava-Kamenice	Gjilan	4.7.2009	23.7.2011	13.8.2011	48
42	Flamme-ing	Prizren	9.10.2010	23.7.2011	13.8.2011	61
43	KB Tankosiq	Gjilan	27.11.2010	23.7.2011	13.8.2011	10
44	SHAM Iliri	Prizren	22.9.2007	30.7.2011	20.8.2011	8
45	AC Turiqevci	Mitrovicë	23.10.2010	30.7.2011	20.8.2011	15

46	Hotel Mineral	Gjilan	23.10.2010	30.7.2011	20.8.2011	37
47	IFS Progresi	Prizren	15.8.2009	22.10.2011	12.11.2011	1112
48	Kosovatex	Prishtinë	1.8.2009	22.10.2011	12.11.2011	559
49	Veterinary station Istog	Pejë	9.10.2010	22.10.2011	12.11.2011	8
50	Kualiteti	Gjilan	12.9.2009	22.10.2011	12.11.2011	113
51	Agricultural asset	Gjilan	13.11.2010	22.10.2011	12.11.2011	50
52	Korenik	Pejë	5.9.2009	22.10.2011	12.11.2011	105
53	17 Nëntori	Gjilan	11.12.2010	29.10.2011	19.11.2010	273
54	Drithnaja	Prishtinë	18.7.2009	29.10.2011	19.11.2010	7
55	Duhani	Prishtinë	11.12.2010	29.10.2011	19.11.2010	48
56	MIM Goleshi	Prishtinë	4.12.2010	29.10.2011	19.11.2010	558
57	Kosova Vera	Prizren	11.12.2010	29.10.2011	19.11.2010	79
58	Gadime Quarry	Prishtinë	27.11.2010	29.10.2011	19.11.2010	69
59	XIM Strezovci	Gjilan	26.9.2009	29.10.2011	19.11.2010	60
60	Kosovatrans Ferizaj	Gjilan	1.9.2007	12.11.2011	3.12.2001	202
61	Integj	Gjilan	22.8.2009	12.11.2011	3.12.2001	825
62	KB Runiku	Mitrovicë	13.11.2010	12.11.2011	3.12.2001	15
63	Kosovatrans Gjilan	Gjilan	28.4.2007	10.12.2011	31.12.2011	158
64	Final production factory Zastava	Pejë	26.9.2009	10.12.2011	31.12.2011	70
65	IMK Steel welded pipes factory Ferizaj	Gjilan	18.12.2010	17.12.2011	7.1.2011	679
66	Mirusha Malisheve	Prizren	18.12.2010	17.12.2011	7.1.2011	422
67	Gërmia	Prishtinë	26.9.2009	17.12.2011	7.1.2011	460
68	Leather & Shoes Combine	Pejë	29.8.2009	24.12.2011	14.1.2011	768
69	Agimi-Peja	Pejë	18.12.2010	24.12.2011	14.1.2011	237
70	KB Muzeqina	Prizren	7.10.2011	24.12.2011	14.1.2011	4
71	Morava e Binqës	Gjilan	20.11.2010	24.12.2011	14.1.2011	557

### ► Commercialized enterprises

During the reporting period January 1, 2011 – December 31, 2011, 3 (three) Commercialized Enterprises have been under the supervision of Monitoring Unit out of 18 (eighteen) existing ones since June 13, 2000 when the first commercialization in Kosovo took place.

#### Summary table of Commercialized Enterprises during the period January 1, 2011 – December 31, 2011:

No.	Name of soe	Leaseholder	Location
1	Fapol	CRK	Under monitoring – Deadline extension until 30.06.2012
2	Food Industry	Abi/Elif 19	Privatized
3	Poultry Farm	ADI	Contract termination

Based on the request submitted by leaseholder of SOE “Fapol” for deadline extension of Commercialization Contract, Board of Directors in a meeting held in June 2011 has approved the request and extended the Commercialization Contract for SOE “Fapol” until June 30, 2012.

Considering the fact that even after 6 months of extension granted to the leaseholder of SOE “Poultry Farm” by PAK Board of Directors, he did not remedy violations to terms of concession contract and as consequence the Board of Directors in their meeting held on February 23 and 24, 2011 decided to proceed with the decision made on April 29, 2010 to terminate Commercialization Contract and transfer this enterprise under the authority of RO of Prishtina in order to prepare it for privatisation. Entire documentation related to this enterprise was transferred to RO Prishtina by Monitoring Unit.

As a result of satisfactory fulfilment of terms of Commercialization Contract by the leaseholder, PAK Board of Directors has approved the privatisation of SOE “Food Industry” on their meeting of March 30 and 31, 2011.

## ► Special spin offs

Below is the list of SOEs privatized through Special Spin Off which were under the monitoring unit during the period of January 1, 2011 – December 31, 2011:

- M&Sillosi LLC
- Hotel Iliria
- Kosovatex
- IDGJ Tobacco
- FAN
- Hotel Grand
- Modeli
- Mulliri Fushë Kosovë
- NBI Suhareka (Agrokosova Holding)
- MIM Golesh
- XIM Strezovc
- Minex

On the meeting of February 2011 PAK Board of Directors decided on imposing financial penalties for non-fulfilment of terms of Commitment Agreement. At the same time, Monitoring Unit continued delivering monthly invoices for financial penalties for four other enterprises for non-fulfilment of terms of Commitment Agreement. The total amount of financial penalties for these enterprises for the period of January 1, 2011 – December 31, 2011 is the following:

1. Hotel Grand	2,272,475 €
2. MIM Golesh	1,929,891 €
3. XIM Strezovc	1,699,431 €
4. IDGJ Tobacco	544,934 €
5. Agrokosova Holding <sup>1</sup>	<u>3,324,610€</u>
	<b>9,771,343 €</b>

PAK Board of Directors in a meeting held in May 2011 discussed the situation which remained unresolved in connection to penalized SOS (Agrokosova Holding, XIM Strezovc, MIM Golesh, Grand Hotel and IDGJ Tobacco) and the possibility of finding an acceptable and practical solution for buyers in order for them to fulfil terms of Commitment Agreement.

Board of Directors invited five buyers to separate meetings in order to discuss possibilities of an appropriate solution to improving the situation of these enterprises.

Meetings with buyers were held on June 21 and 23, 2011 whereby five buyers were advised to submit to PAK entire documentation aiming fulfilment of their commitments.

In the meetings held in July and September 2011 it was also discussed with regards to problems and modalities of resolving such problems of these enterprises privatized with Special Spin Off.

Whereas in the meeting held on December 16, 2011, PAK Board of Directors decided on "Call Option" and their transfer to PAK of penalized enterprises (Agrokosova Holding, XIM Strezovc, MIM Golesh, Grand Hotel and IDGJ Tobacco). Decision issued by Board of Directors shall step into force on March 15, 2012.

At the same time based on commitment agreement Board of Directors granted 90 days to buyers of enterprises to remedy existing condition and for this purpose it established a committee consisting of members of Board of Directors, which shall lead the negotiations with buyers of these enterprises in order to find a solution to overcome the situation created as a result of non-fulfilment of commitments by buyers.

In the meeting held on July 20 and 21, 2011 respectively meeting held on November 30, 2011 as a result of fulfilment of commitments pursuant to Commitment Agreement, PAK Board of Directors decided on releasing the buyers of the following NewCos:

- M&Sillosi – Xërxë, Rahovec,
- Modeli – Gjakovë,
- Mulliri – Fushë Kosovë,
- Kosovatex.

<sup>1</sup> The value for Agrokosova Holding includes the decision for financial penalty and the amount of monthly bills up to December 31, 2011 (decision for financial penalty plus monthly bills 2888065,64 + 305,581.36)



## ► Enterprises Privatized with Conditions

During the period January 1, 2011 to December 31, 2011, there were another five (5) Enterprises privatized with conditions and they entered into monitoring process.

### Summary table of enterprises privatized with conditions:

No.	Name of Enterprise	Status
1	NewCo "SharrCem"	Under monitoring
2	NewCo "Remont Servis"	Under monitoring
3	NewCo "Famipa"	Under monitoring
4	NewCo "Llamkos"	Under monitoring
5	NewCo "Shock absorbers factory"	Under monitoring

**NewCo "SharrCem"** – Privatisation contract for SharrCem contains terms for capital investments of 35 million € for a period of five years and employment which covers the number of 503 workers for a period of three years. A condition in the privatisation contract transferred from the concession contract is also for the buyer to pay the amount of 205,264.20€, which is equal to 60% of salaries for one year for 89 workers of SharrCem in accordance to the social welfare scheme administered previously by PAK.

**NewCo "Remont Service"** – was privatized in wave 45A, whereas sales contract was ratified on June 13, 2011. Privatisation contract for "Remont Service" contains employment condition for 43 workers for a two-year period – condition transferred from the concession contract.

**NewCo "Llamkos"** – was privatized in wave 6 through Liquidation whereas ratification of Sales contract took place on August 25, 2011. Based on the contract, new buyer is obliged to invest in the amount of 25 million €, employ a number of 437 workers and continue with same activity for a five-year period. The Enterprise reactivated the manufacturing activity and currently is producing galvanized steel.

**NewCo "Shock-absorbers factory"** – was privatized in wave 45A whereas sales contract was ratified on March 31, 2011. According to the agreement, the new buyer undertook as contractual obligations to continue with current business activity until the end of contractual obligation, respectively 31.03.2016.

**NewCo "Famipa"** - was privatized in wave 49 whereas sales contract was ratified on September 13, 2011. According to the agreement, the new buyer undertook as contractual obligations to (a) maintain manufacturing activity and metal processing; (b) equipment and existing machinery shall not be disassembled or dislocated for at least three years as of the date of entry into force of the Sales Contract. As of ratification of sales contract, the buyer still did not undertake any action to fulfilling terms of sales contract.

## ► Trepça unit

### Trepça Unit

"Trepça under PAK Administration" is the largest socially-owned enterprise administered by PAK. The Enterprise consists of core and non-core assets and as such is operating with two managements and managers - that of North and South administered as a whole by PAK. The operating business of Trepça is limited with mining operations in need of investment, combined with many inactive assets, creditors' and environmental liabilities.

### Present situation:

#### Law on Certain Enterprises and Declaration of Moratorium

Upon entry into force of The "Law on reorganisation of certain enterprises and their asset" on 08/11/2011, legal framework was established to determine rules and procedures for the reorganization and liquidation of certain enterprises and their assets and liabilities under administrative authority of Privatisation Agency of Kosovo. The Law enables rehabilitation and reinstatement of sustainability of "certain" enterprises where "Trepça" is a part of. In accordance to this law, PAK shall serve as Administrator and shall serve in such capacity during the entire reorganization process.

Pursuant to the law, PAK has also published the Notice on Moratorium in the newspapers in Kosovo, Serbia and Montenegro and in the international weekly "The Economist". The notice has also been delivered to the Special Chamber of the Supreme Court. Upon the date of publication and in compliance to Article 17 of the Law, within three hundred and sixty days (360) PAK shall publish another notice ("Notice on Claim Bar Date") which shall provide details on method of submitting Evidence of Claim and Evidence of Interest and submission deadline for Evidence of Claim and Evidence of Interest.

#### Privatisation issue

On January 26, 2011 – the Special Chamber of the Supreme Court in Kosovo (SCSC) has excluded seven (7) enterprises from the list of composited enterprises under the decision for the Moratorium of MMCC Trepça – subject to appointment of Administrator within 3 months. These seven enterprises are the following non-core assets:

1. "Trepça Industrial Batteries Factory" in Pejë;
2. "Metaliku" – Metal processing complex and Kitchen utensils factory in Gjakova;
3. "Ni Factory – Cad battery" in Gjilan;
4. "Fapol" – Polyester pillars factory in Podujevë;
5. "Famipa" – Metal products factory in Prizren;
6. "Extra" – Paints and enamel factory in Vushtrri;
7. "Factory for production of hunting ammunition" in Skenderaj.

Since the seven abovementioned enterprises from Trepça list have been excluded with decision on Trepça Moratorium, PAK has integrated these enterprises in its business plan for privatisation during 2011 and 2012.

#### Workers issue

Enhancement of human resources capacities continues during 2011 as well, wherein among other things was the initiation of training cycle enabled by Japanese International Cooperation Agency (JICA) titled: "Environmental managing process in mining sector" in the field "Practical work of rehabilitating, recycling factories and Smelters / Metallurgies.

#### Sale of Industrial Slag

On September 2011, Management of Trepça submitted a request to PAK Board of Directors with regard to approval of sale of industrial slag. PAK Board has approved the request of Trepça. After approving the request of "Trepça – Enterprise under PAK Administration" to sell industrial slag, PAK Management recommended the Trepça Management to implement the method of "open tender" in order to ensure transparency in this process.

On December 2, 2011 "Trepça – Enterprise under PAK Administration" announced the open tender for sale of industrial slag at PPRC and on the web page [www.trepca-akp.com](http://www.trepca-akp.com). Sale of industrial slag began in 2011; successive steps are expected to conclude in 2012.

#### Other environment issues

Environment liabilities consist another issue worth mentioning which bears the burden of 50 - 60 million ton of ore polluting the Kosovo environment and the situation caused by this pollution was described as alarming by many organisations specializing in environment issues.

- In April 2011, Trepça North management published "Invitation to Bid" for the sale of 2.5 million ton of mineral residue from

the lead metallurgy in Zvečan, without submitting request or notice to PAK. PAK contacted the manager responsible for the sale in question reminding him that such activity is in contradiction to the PAK Law and PAK Operational Policies and published a press release announcing such Invitation to Bid as illegitimate. Trepça North management did not cancel the tender; instead the tender was re-published in June 2011.

- During the last quarter of 2011, PAK management held meetings with high officials of German Ministry of Finance in order to utilize their experience in the restructuring and mining field whereby German party expressed readiness to assist Trepça reorganization process with experts in the field of law, economy and mining. Based on the plan, advises proposed by the German Government shall be defined and finalized thoroughly in the first quarter of 2012.

#### Financial Burden

Liabilities inherited and accumulated in the past due to unresolved status of former workers and KFOR and UNMK having been based in Trepça enterprises, which did not fulfil liabilities for public utility services still present a financial burden for Trepça.

On September 28, 2010 an "Agreement for Resolution" was signed between Trepça and KEK whereby Trepça agrees to pay the accrued debt to KEK in the amount of €4,160,232. Trepça paid the initial instalment of €160,000 and shall pay monthly instalments in the amount of €40,000. This method of payment started on 15.10.2010 and shall continue until having paid the total debt (in 2018). Payment of monthly instalments greatly influences the cash flow in the enterprise. Amount of 40,000 € and monthly electricity bill – average of which is 65,000 €, result in a total amount of 105,000 € per month – only for electricity bills. Apart from this Trepça is obliged to pay the amount of over 100,000 € for pensions and stipends every month.

#### Production in Mines and Chemical Industry (Active manufacturing enterprise)

Due to lack of data on Trepça mines on the northern part, this report shall present only Trepça South mines, more precisely mines of Stantërg and Artana.

Ore exploitation in mines of Trepça on the southern part was raised compared to previous years and at the same time production of minerals in Trepça mines on the southern part in 2011 continued with a positive increasing trend.

Annual production for 2011 (January 1 – December 31, 2011) is higher

compared to 2010 and higher compared to previous years.

Production in tons				
	2008	2009	2010	2011
Stantërg Mine	69,854	89,225	92,164	112,915
<i>Increase compared to previous year</i>	33%	28%	3%	23%
Artana Mine	20,964	30,530	35,891	51,624
<i>Increase compared to previous year</i>	217%	46%	18%	44%
<b>Total</b>	<b>90,818</b>	<b>119,755</b>	<b>128,055</b>	<b>164,539</b>
Chemical industry	865	926	1,053	790
<i>Comparison to previous year</i>	20%	7%	14%	-25%

- **Stantërg Mine** – Production in Stantërg for 2011 has increased reaching a production of 112,915 ton of ore, compared to year 2010, (92,163 t) it is for 22.5% higher whereas compared to 2009 it is 27% higher and 62% higher compared to 2008.
- **Artana Mine** - Production in Artanë for 2011 has increased reaching a production of 51,624 ton ore, compared to year 2010, (27,265 t) it is for 44% higher whereas compared to 2009 it është 69 % higher and 146 % higher compared to 2008.
- **Chemical Industry** – Apart from mines, the production of aluminium sulphate in Chemical Industry during 2011 has suffered a decline of 25% compared with previous year.
- **Total production** – Total production of mines in Trepça South and Chemical Industry during 2011 has increased from 165.329 ton of production which compared to the period of 2010 (129,108 t) is for 28% higher whereas compared to 2009 it is 37% higher and 80% higher compared to production in 2008.

## Sales

Upon comparing the sales during the years starting from 2006 as a restart year up to 2011, sales have had a constant increasing trend.

## ► List of enterprises under direct administration

In a normal course of events, supervision, control and monitoring of enterprises is carried out by PAK Regional Offices. Measures of Direct Administration are implemented in specific cases when an SOE suffers delay or stagnation in progress or is in financial risk due to bad management. In cases when Regional Offices have exhausted all the possibilities and options to generate positive influence on the SOE, which shows declination trend, then measures of Direct Administration are proposed by PAK Regional Offices in order to be implemented upon the respective enterprise. All SOEs placed and/or withdrawn from DA are approved by Board of Directors.

**Pursuant to the law approved in September 2011, law no. 04/L-034 article 6.1, PAK Direct Administration Unit is legally responsible to control and administer decision-making of Enterprises placed under PAK Direct Administration.**

## Enterprises withdrawn from Direct Administration during January – December 2011

No. of SOE	Name of the enterprise and the mandate of Direct Administration	Challenges of the Social Enterprise	Management & issues of Corporate Governance	Future prospects
1.	<p style="text-align: center;"><b>SOE "JUGOTERM"</b> <b>28/05/2010</b></p>	<p>-Main reason of placing this enterprise under Direct Administration was the cancellation of the tender for the sale of this SOE in 2006 and Preliminary Injunction of the Special Chamber of the Supreme Court which prevents the Agency from taking any action with regard to this SOE, such as sale or transfer etc. until resolving the court dispute with regard to the cancellation of abovementioned tender.</p> <p>As consequence of this situation, problems in this SOE accumulated up to the point when Regional Office in Gjilan could not manage the situation any longer.</p>	<p>- In 2010 PAK Board of Directors decided on placing this SOE under Direct Administration. During Direct Administration, SOE managed to function without any problems, with viable and positive business until November 2011 when the decision of Special Chamber of Supreme Court concluded the dispute regarding tender cancellation and decided that the Enterprise be surrendered to the most successful bidder of the tender developed in 2006.</p>	<p>It is expected to surrender the contract to the new buyer in the beginning of 2012. In accordance to the terms of tender of this SOE, the buyer is obliged to invest in the Enterprise and keep a considerable number of workers</p>
2.	<p style="text-align: center;"><b>SOE "AMORTIZATORËT"</b> <b>29/04/2010</b></p>	<p>Difficulties of the Enterprise were related to disputes with MA Prishtina in connection to the unpaid lease by the Municipality and the dispute with UNMIK on unpaid lease.</p>	<p>- Two main assets of this enterprise were privatized, financial insecurity and debts were cleared off whereas the cooperation with workers reached a level acceptable and satisfactory to both parties. The remaining part of the SOE that was not privatized is a parcel covering 6.45 ha which was leased to the Municipality of Prishtina. PAK managed the Enterprise rather well by collecting the lease from UNMIK retroactively whereby all the funds were distributed as salaries to workers.</p>	<p>- PAK Management considered that reasons which caused the serious situation in the enterprise respectively reasons for placing the enterprise under Direct Administration are now eliminated and there were no other reasons for this enterprise to remain under PAK Direct Administration.</p>

No. of SOE	Name of the enterprise and the mandate of Direct Administration	Challenges of the Social Enterprise	Management & issues of Corporate Governance	Future prospects
3.	SOE "NEREZINA" 08/02/2006	- Main reason for placing the Enterprise under measures of Direct Administration was the undefined ownership. With regard to ownership of the Enterprise, there is a dispute before the Special Chamber of the Supreme Court.	<p>- PAK Administration Unit endeavoured to keep Enterprise active and utilize its equipment for production of confection. SOE, unable to exercise its production activity, leased certain spaces where the machines were located.</p> <p>- In 2002, Municipal Court in Suhareka issued a valid Judgement recognizing the right of ownership to the Municipality of Suhareka over the Enterprise. This decision, although valid, is still not executed and the property remains on the name of Enterprise "Zelengora" from Serbia.</p>	- After the actions taken in this enterprise, PAK Management / Direct Administration Unit concluded that following the PAK Law and operational policies, there is no reason for this SOE to remain under Direct Administration, since the largest part of the SOE was leased whereas the part remaining under DA is an unused and inactive object. This enterprise continues to be administered by Regional Office in Prizren.

### Enterprises placed under Direct Administration during the period of January-December 2011

No. of SOE	Name of the enterprise and the mandate of Direct Administration	Challenges of the Social Enterprise	Management & issues of Corporate Governance	Future prospects
4.	SOE "ERENIKU-INDUSTRIA" GJAKOVÉ	-Control on maintenance and preservation of stocks of vine and distillate which were object of misuses; Part of this enterprise, respectively wine cellar was placed under privatisation in wave 50 and as result of the decision on issuing preliminary injunction by the Special Chamber of Supreme Court, it was withdrawn from privatisation until further decision from the Court regarding enterprise status. Another unit of this Enterprise "Soft drinks factory" was privatized in wave 51 with the bidding price of 1.5 million euro. For the time being the procedure of transferring the enterprise to the provisional buyer was suspended due to a decision for preliminary injunction by the Special Chamber of Supreme Court.	<p>- Immediate measures taken after having placed the enterprise under the control of DA Unit are the following: a) Suspension of Enterprise Management; b) Inspection of Enterprise area; c) Inspection of financial activities and freezing Enterprise bank account; d) Inspection of legal documents including contracted activities; e) Preventing access to "sensitive documents"; e) Registration of Enterprise assets; f) Appointment of provisional Steering Board g) Meeting of the management, workers union and notice on PAK work regulation. Direct Administration has shown good results in this enterprise by improving the condition of the enterprise especially income. Collection of lease has increased whereby workers dissatisfaction has reduced since SOE has sufficient funds for salaries for active workers.</p>	-Two units of this Enterprise are privatized but PAK did not manage to transfer NewCos to provisional buyer due to Preliminary injunction of the Special Chamber of Supreme Court.. We expect Special Chamber to approve PAK claims and preliminary injunctions during this year in order for these two units to be transferred to the new buyer.

No. of SOE	Name of the enterprise and the mandate of Direct Administration	Challenges of the Social Enterprise	Management & issues of Corporate Governance	Future prospects
5.	<p><b>SOE "Institution for Physical Therapy and Rehabilitation" Spa close to Peja</b></p>	<ul style="list-style-type: none"> <li>- Debt to TAK in the amount of 900.000 euro,</li> <li>- Lack of internal regulations,</li> <li>- Numerous problems related to misuses by SOE officers</li> <li>- Usurpations and destruction of socially-owned property by private persons</li> </ul>	<p>-After placing the socially-owned enterprise under the control of Direct Administration Unit, following PAK Law and operational policies in order to increase the value and good management of the enterprise, following immediate measures were taken: a) Suspension of Enterprise Management;</p> <p>b) Inspection of Enterprise area;</p> <p>c) Inspection of financial activities and freezing Enterprise bank account;</p> <p>d) Inspection of legal documents including contracted activities;</p> <p>e) Preventing access to "sensitive documents";</p> <p>ë) Registration of Enterprise assets;</p> <p>f) Appointment of provisional Steering Board</p> <p>g) Meeting the management, workers union and notice on PAK work regulation.</p> <p>- After having inspected the Enterprise it was concluded that in the SOE does not exist any internal regulation. While concluding the alarming situation in the Enterprise, DA Unit took immediate measures to execute internal work regulations in the Enterprise which were considered necessary for the welfare of work and increase of value of socially-owned enterprise. Regulations drafted and approved by PAK Board of Directors began being implemented and yielded positive results in the welfare of the work of this SOE.</p>	<ul style="list-style-type: none"> <li>- Despite imposing measures and limitations by DA, enterprise staff has positively accepted the changes and to date offered satisfactory cooperation.</li> <li>The situation in the enterprise is relatively good, the value of enterprise has increased after eliminating bad management. This SOE is expected to be privatized during the first part of this year.</li> </ul>
6.	<p><b>SOE "Sharr-prodhimi" Dragash</b></p>	<ul style="list-style-type: none"> <li>- With this SOE we faced alienation of 027.000 ha of land without legal grounds by the Dragash Municipality. The matter was forwarded to the Special Chamber of Supreme Court;</li> </ul>	<ul style="list-style-type: none"> <li>- After placing the socially-owned enterprise under the control of Direct Administration Unit, following PAK Law and operational policies in order to increase the value and good management of the enterprise, following immediate measures were taken: a) Suspension of Enterprise Management;</li> <li>b) Inspection of Enterprise area;</li> <li>c) Inspection of financial activities and freezing Enterprise bank account;</li> <li>d) Inspection of legal documents including contracted activities;</li> <li>ë) registration of enterprise assets;</li> </ul>	<ul style="list-style-type: none"> <li>- DA shall work towards identifying alienated ownership and preserving assets of this enterprise until clarifying the situation with the Ministry of Local Governance and Ministry of Environment and Spatial Planning.</li> </ul>

## Enterprises under Direct Administration before the period January – December 2011

No. of SOE	Name of the enterprise and the mandate of Direct Administration	Challenges of the Social Enterprise	Management & issues of Corporate Governance	Future prospects
7.	<p>SOE "EMIN DURAKU" 09/04/2008</p>	<ul style="list-style-type: none"> <li>- Difficulty in collecting the lease.</li> <li>-theft attempts;</li> <li>-constant threats to the management by the so-called Shareholders Assembly;</li> </ul>	<ul style="list-style-type: none"> <li>- The situation in SOE Emin Duraku is kept under control by the security company, contracted by PAK;</li> <li>- Collection of lease has greatly improved which pays the management, staff and workers on social welfare.</li> <li>- Together with PAK Regional Office in Peja have been prepared for privatisation three assets of this enterprise and all three have been sold. Then, a preliminary injunction on privatisation by SCSC followed. This injunction was initiated by the so-called Shareholders Assembly under allegations this enterprise is a Joint Stock Company.</li> </ul>	<ul style="list-style-type: none"> <li>- After lifting the Preliminary Injunction, PAK Board of Directors has approved the sale of this enterprise and it is expected finalization of the sales contract with the new buyer.</li> </ul>
8.	<p>SOE "ARTIZANATI" 20/06/2006</p>	<ul style="list-style-type: none"> <li>- The enterprise does not operate with its core business and its income is generated from leasing objects in Prishtina.</li> <li>- There is lack of documentation related to possession rights of the enterprise.</li> <li>- for 20 last years the management failed to document possession of enterprise.</li> </ul>	<ul style="list-style-type: none"> <li>- On June 31, 2006 the building was leased to the Ministry of Internal Affairs for a period of two years with the possibility of extension for another year in the amount of 3,000.00 € per month, plus VAT.</li> <li>- This lease pays for 16 workers of the enterprise.</li> <li>- In 2011 there was no highlighted activity in this enterprise.</li> </ul>	<ul style="list-style-type: none"> <li>- Identification of possession rights and preparation for privatisation process.</li> <li>- Attempts shall be made to privatize this enterprise during 2012.</li> </ul>

No. of SOE	Name of the enterprise and the mandate of Direct Administration	Challenges of the Social Enterprise	Management & issues of Corporate Governance	Future prospects
9.	<p>NSH "UNIMONT" 21/09/2006</p>	<ul style="list-style-type: none"> <li>- In June 2006, chief manager passed away. Since then there was lack of proper management of the enterprise. Former chief manager took with him series of secrets related to agreements made with suppliers and clients.</li> <li>- Furthermore, the enterprise has mortgaged several assets to Financial Institution ABU on behalf of the loan in the amount of 1.1 million 1.1 million €. Mortgage is applied to all the assets of the enterprise but for Administration building, including the real property, which is its main asset.</li> <li>- Constant attempts of private entrepreneurs to exploit gravel from enterprise spaces.</li> <li>- Constant attempts by the municipality to build municipal objects on enterprise land.</li> </ul>	<ul style="list-style-type: none"> <li>- Two responsible persons have been appointed by the enterprise who report to PAK.</li> <li>- Leaseholder vacated the enterprise in agreement with PAK.</li> <li>- After the second tender an asset of this enterprise "Administration Building" was sold.</li> <li>- Security company was engaged for two other assets of this enterprise, "Asphalt base" and "Concrete base"</li> </ul>	<ul style="list-style-type: none"> <li>- To follow court proceedings and find a solution with regard to assets mortgaged and the unpaid loan.</li> <li>- Attempts shall be made to update the data in Prizren Cadastre and privatize some assets of this enterprise.</li> </ul>
10.	<p>SOE "YOUTH AND SPORTS CENTRE" YOUTH CENTRE 24/05/2006</p>	<ul style="list-style-type: none"> <li>- The greatest problem of this enterprise is the claim before the Special Chamber of Supreme Court submitted by 15 claimants who claim to have been damaged when the fire broke on a part of the Centre.</li> <li>- Another problem is the status of this enterprise not being determined.</li> <li>- Aging of the object and constant repairs.</li> </ul>	<ul style="list-style-type: none"> <li>- Positive business trend from last year has continued in this year as well.</li> <li>- Enterprise managed to clear off its obligations and is subscriber of public utilities and taxes.</li> <li>- Enterprise income is generated mainly from lease, cultural activities, economical activities (advertisement), parking and fairs.</li> <li>- Expenses have been limited.</li> <li>- There were held many shows, programs, manifestations and other activities.</li> <li>- Two halls have been repaired and the repair of Basketball hall began.</li> <li>- Workers salaries were raised by 20%.</li> <li>- SCSC issued a decision to lift off the preliminary injunction to change the status of the Centre.</li> </ul>	<ul style="list-style-type: none"> <li>- Control and monitoring of the bank account..</li> <li>- Work shall be done on legal defence of the Centre before the Special Chamber of Supreme Court against the claim of 15 claimants who claim to have been damaged when the fire broke.</li> <li>- Investment plan in the enterprise shall continue, mainly in repair.</li> <li>- work shall be done in determining the status of the Centre.</li> </ul>



No. of SOE	Name of the enterprise and the mandate of Direct Administration	Challenges of the Social Enterprise	Management & issues of Corporate Governance	Future prospects
11.	<p><b>SOE "DLB-MANAGEMENT, PLOUGHING AND FARMING"</b> 20/07/2006</p>	<p>- Enterprise has an area of nearly 2,000 ha which is not registered on the name of the enterprise but on the name of former combine, AIC Progres. The enterprise claims to be legal successor of this combine. Issue of cadastral is related to combine background and manner in which the land was taken through confiscation and usurpation of private agricultural land in the region. Since the end of conflict in 1999, the enterprise faces a considerable number of claims and court rulings related to confiscated/usurped land..</p> <ul style="list-style-type: none"> <li>- Tax paid for a long period of time.</li> <li>- Lack of exact register on enterprise property.</li> <li>- Lack of cadastral documents in Prizren municipality.</li> <li>- Freezing the bank account by TAK due to debt damaged the financial situation and enterprise activities.</li> </ul>	<ul style="list-style-type: none"> <li>- There were held and are taking place a number of court proceedings to clear enterprise assets.</li> </ul>	<ul style="list-style-type: none"> <li>- During 2012 shall be privatized many assets of this SOE.</li> </ul>
12.	<p><b>SOE "VRESHTARIA" LANDOVICË</b> 14/07/2004</p>	<ul style="list-style-type: none"> <li>- Problems related to the legal issue with Kosovavera.</li> <li>- Due to lack of financial resources, vineyards of nearly 1000 hectares are not maintained.</li> <li>- numerous claims by natural persons for the return of property present a problem</li> <li>- Problem is also the fact that highway Vërmicë-Merdare covers a large part of lands of this enterprise.</li> <li>- Many usurpations by natural persons.</li> </ul>	<ul style="list-style-type: none"> <li>- Guards of the enterprise are currently in place to guard the vineyard from destruction and thefts.</li> <li>- 17 workers of this enterprise are paid by the amount awarded by the government which is 1,895.25 € per month.</li> <li>- In order to protect the assets from damages/deterioration and provide permanent protection for the vineyard from any harmful party, PAK Direct Administration has engaged 16 SOE guards and Enterprise coordinator who at the same time is preparing the list of assets requested by PAK Administration Unit. Seventeen workers of this enterprise are paid from Consolidated Kosovo Budget.</li> </ul>	<ul style="list-style-type: none"> <li>- Main purpose is protection of assets from damaging and protection of the vineyards from any irresponsible party.</li> <li>- Clear assets of the enterprise in cooperation with PAK region in Prizren shall be proposed for privatisation.</li> <li>- On the second half of 2012 this SOE is planned to undergo liquidation.</li> </ul>

## LIST OF TRANSACTIONS ACCORDING TO ARTICLE 8

### Privatisation

Wave	Date of Sale	No. of NewCos	No. of New Cos with no bids received	No. of Bids Received by PAK	Total Price of bids received by PAK [EUR]	Withdrawals and Cancellations €	Total price of Received Bids €	No of NewCos cancelled by the BoD and withdrawals	No. Completed sales
Wave 48	26 January 2011	10	-	37	10,484,624 €	1,647,777 €	8,836,847 €	2	8
Wave 49	25 February 2011	11	-	38	9,558,841 €	2,509,944 €	7,048,897 €	4	7
Wave 50	15 June 2011	13	5	42	14,373,541 €	6,282,209 €	8,091,332 €	5	3
Wave 51	17 August 2011	42	13	82	9,204,871 €	1,588,123 €	7,616,748 €	9	17
Wave 52	19 October 2011	17	8	33	5,573,210 €	101,100 €	5,472,110 €	3	6
Wave 53	16 November 2011	26	5	85	6,723,887 €	1,308,358 €	5,415,529 €	4	17
<b>Total</b>	<b>6 Privatisation Waves</b>	<b>119</b>	<b>31</b>	<b>282</b>	<b>60,099,143.00 €</b>	<b>13,437,511 €</b>	<b>42,481,463 €<sup>2</sup></b>	<b>27</b>	<b>58<sup>1</sup></b>

<sup>1</sup> Three sales have been approved by PAK Board but there are preliminary injunctions issued by the Special Chamber of the Supreme Court .

<sup>2</sup> Total price means part of sales that paid the 100% amount. Contracts have been done for most of these sales and were submitted to the buyer. Contracts are underway only for some cases. This especially regarding the 2011 year end sales.

### Liquidation

Liquidation Sale	Date of Sale	No. of Items for Sale	No. of Items with no bids received	No. of bids received by PAK	Total price of Bids €	Withdrawals and Cancellations €	Total price of bids received €	No. sales cancelled by BoD and Withdrawals	No. of Completed Sales
6	09 Mars 2011	13	2	47	8,061,364 €	506,265 €	7,555,099 €	4	7
7	11 Maj 2011	24	2	107	3,754,007 €	252,480 €	3,501,527 €	3	19
8	20 Korrik 2011	20	7	42	4,436,994 €	299,800 €	4,137,194 €	5	8
9	21 Shtator 2011	43	11	106	6,352,916 €	1,210,133 €	5,142,783 €	13	19
10	16 Nëntor 2011	30	8	58	3,049,117 €	1,513,863 €	1,535,254 €	13	9
<b>Total</b>	<b>5 Ssles</b>	<b>130</b>	<b>30</b>	<b>298</b>	<b>22,605,281 €</b>	<b>758,745 €</b>	<b>11,056,626 €</b>	<b>38</b>	<b>62</b>

## ▶ LIST OF LIQUIDATED ENTERPRISES

**SOE Kosova Control:** Liquidation initiation for SOE “Kosova Control” was approved by KTA Board on September 21, 2006 meeting. LC of SOE “Kosova Control” started with its duties on January 15, 2007. After the appointment of LC by PAK Board of Directors in January 2009, LC of SOE “Kosova Control” was activated by appointing the ICO representative in this Committee. After the review of all the claims submitted against SOE “Kosova Control”, on PAK Board meeting of June 22, 2011, LC of SOE “Kosova Control” submitted a claim for distribution of Liquidation funds to creditors, whose claims were admitted. After the approval by the Board, PAK carried out the distribution for all the claims received (10 sorts) in the amount of **€ 15,425** (fifteen thousand four hundred and twenty-five).

**AC Vushtrria:** Liquidation initiation for AC “Vushtrria” was approved by Board of Directors of Kosovo Trust Agency (KTA) on November 1, 2007 whereas the Liquidation procedure started by appointing the Liquidation Committee (LC) on November 21, 2007. LC of AC “Vushtrria” was activated on October 29, 2009 whereby the representative of International Civilian Office (ICO) was appointed in this committee. LC of AC “Vushtrria” reviewed all the claims submitted against this SOE in the Board meeting dated July 20 and 21, 2011 and submitted the request for distribution of funds to confirmed creditors. After Board approval, PAK carried out the distribution of funds for 9 (nine) admitted claims in the amount of **€ 7,862** (seven thousand eight hundred and sixty two euros).

Socially Owned Enterprise	Number of Claims	Claim's value €	Total value to be distributed to creditors approved by the BoD €	Remaining value of the SOE in €
Kosova Control	23	€ 18,027.95	€15,425.00	€ 54,482.00
AC Vushtrri	20	€ 31,999.28	€ 7,862.00	€ 81,961.16





AGJENCIA KOSOVARE E PRIVATIZIMIT  
KOSOVSKA AGENCIJA ZA PRIVATIZACIJU  
PRIVATISATION AGENCY OF KOSOVO

**FINANCIAL STATEMENTS  
FOR THE PERIOD ENDED ON 31 DECEMBER 2011**

**TABLE OF FINANCIAL REPORTS  
KOSOVO BUDGET, DEDICATED REVENUES AND DONOR GRANTS**

Reports under article 20 of Law no. 04/L-034 the Privatisation Agency of Kosovo

Article 20

**Reports, Budget and Accounts**

**Article 20.1.1.1. financial statement of the accounts of Agency**



Financial statement 1

PAK Code in Ministry of Finance: 239

For the year ended on December 31, 2011

Notes	January - December 2011		31-Dec-10		31-Dec-09	
	Treasury Single Account	third party payments	Treasury Single Account	third party payments	Treasury Single Account	third party payments
	€	€	€	€	€	€
<b>RECEIVABLES</b>						
2	7,443,188.97		8,054,461.28		10,322,327.10	
3	1,151,410.83		-		-	
Receivables from Dedicated Purposes Fund			2,952,686.26		2,430,813.29	
4	1,348,275.51					
5						
6						
6a		678,897,155		611,841,626.00		528,040,669.39
<b>Total Receivables</b>	<b>€ 9,942,875.31</b>	<b>€ 678,897,155.01</b>	<b>€ 11,007,147.54</b>	<b>€ 611,841,626.00</b>	<b>€ 12,753,140.39</b>	<b>€ 528,040,669.39</b>
<b>USE OF FUNDS</b>						
Operations						
7	3,647,509.99		3,141,851.32		2,583,291.09	
8	2,404,728.37		2,439,201.86		2,164,383.69	
9	85,489.62		82,197.94		62,102.37	
	€ 6,137,727.98	€ -	€ 5,663,251.12	€ -	€ 4,809,777.15	€ -
Transfers						
10	1,966,217.63		3,153,771.26		4,791,970.24	
Cash Flow Statement in banks (CBK and PCB)						
Capital Expenses						
Property, Buildings and Equip	1,838,929.70		2,190,125.16		3,151,393.00	
12		93,060,668		89,541,522		76,876,532
13						
<b>Total Payments</b>	<b>€ 9,942,875.31</b>	<b>€ 93,060,668.21</b>	<b>€ 11,007,147.54</b>	<b>€ 89,541,521.77</b>	<b>€ 12,753,140.39</b>	<b>€ 76,876,532.48</b>
Amounts presented in payments present those amounts made from Kosovo Budget, own source, grants and trust funds.						
<b>Status of unspent receivables</b>	€ -	€ 585,836,486.80	€ -	€ 522,300,104.23	€ -	€ 451,164,136.91

**Financial statement 2**

For the year ended on December 31, 2011

	Note	January - December 2011				31-Dec-10		31-Dec-09			
		Initial Budget		Final Budget		Current cash		Difference between initial and current D=C-B		Current money	
		A	B	C	D	E	F				
	€	€	€	€	€	€	€	€	€	€	€
<b>Cash income in treasury account</b>											
Taxation	14						0.00				
Own source	15	-	1,168,899.90	1,168,899.90			0.00				
Grants and aid	16	803,750.36	1,348,275.51	1,348,275.51			0.00				3,604,923.24
Capital receivables	17						0.00				
Privatisation funds*	18						0.00				
Borrowings	19						0.00				
Other	20						0.00				
<b>Total receivables accumulated for FKK</b>		<b>€ 803,750.36</b>	<b>€ 2,517,175.41</b>	<b>€ 2,517,175.41</b>	<b>€</b>	<b>€</b>	<b>€</b>	<b>€</b>	<b>€ 3,779,532.40</b>	<b>€</b>	<b>€ 3,604,923.24</b>
<b>Cash outcome from treasury accounts</b>											
Salaries and wages	21	1,609,687.36	3,667,112.41	3,647,509.99			(19,602.42)				2,583,291.09
Goods and Services	22	2,644,507.00	2,729,234.65	2,404,728.37			(324,506.28)				2,164,383.69
Public services	23	98,000.00	85,711.26	85,489.62			(221.64)				62,102.37
Transfers and Subsidies	24	3,182,870.00	1,966,217.63	1,966,217.63			0.00				4,791,970.24
Capital expenses	25	2,297,433.00	1,841,587.70	1,838,929.70			(2,658.00)				3,151,393.00
Privatisation funds*	26						0.00				
Borrowings							0.00				
Other	27						-				
<b>Total from FKK through LIVTh</b>		<b>€ 9,832,497.36</b>	<b>€ 10,289,863.65</b>	<b>€ 9,942,875.31</b>	<b>€</b>	<b>€</b>	<b>€ (346,988.34)</b>	<b>€</b>	<b>€ 11,007,147.54</b>	<b>€</b>	<b>€ 12,753,140.39</b>

Amounts presented in payments (column C) present amounts made from Kosovo Budget, own source, grants and trust funds.

\* In consultation with the Treasury Department, this item has to do with the funds from privatization carried out by the Government of the Republic of Kosovo. PAK Trust Funds are presented in the Statement of Receipts and Payments and disclosed in Note 6a financial statements.



**FINANCIAL STATEMENT**

For the year ended on December 31, 2011

**Budgetary Report  
Kosovo Budget, donor grants and own source**

Description	Original Budget (Law 04/L-001)	Semi-annual Reviewed Budget	Final Budget (31 December 2011)	Difference in %	Difference in %	Difference in %
a	b	c	d	e=c/b	f=d/b	g=d/c
<b>Total Budget 2011</b>	<b>€ 9,832,497.36</b>	<b>€ 10,377,022.51</b>	<b>€ 10,289,863.65</b>	<b>106%</b>	<b>105%</b>	<b>99%</b>
General Grant	9,028,747.00	9,028,747.00	7,772,688.24	100%	86%	86%
Own source 2011	-	-	1,168,899.90			
Own source transferred from 2010	-	-	-			
Domestic grants	-	-	-			
Foreign Grants	803,750.36	1,348,275.51	1,348,275.51	168%	168%	100%

**Budgetary Report (Consolidated Kosovo Budget)**

Description	Original Budget (Law 04/L-001)	Semi-annual Reviewed Budget	Final Budget (31 December 2011)	Difference in %	Difference in %	Difference in %
a	b	c	d	e=c/b	f=d/b	g=d/c
<b>Total Budget 2011</b>	<b>€ 9,028,747.00</b>	<b>€ 9,028,747.00</b>	<b>€ 7,772,688.24</b>	<b>100%</b>	<b>86%</b>	<b>86%</b>
Salaries and wages	805,937.00	805,937.00	1,149,937.00	100%	143%	143%
Goods and Services	2,644,507.00	2,644,507.00	2,729,234.65	100%	103%	103%
Public services	98,000.00	98,000.00	85,711.26	100%	87%	87%
Transfers and Subsidies	3,182,870.00	3,182,870.00	1,966,217.63	100%	62%	62%
Capital Investments	2,297,433.00	2,297,433.00	1,841,587.70	100%	80%	80%

**Budgetary Report (donor grants)**

Description	Original Budget (Law 04/L-001)	Semi-annual Reviewed Budget	Final Budget (31 December 2011)	Difference in %	Difference in %	Difference in %
a	b	c	d	e=c/b	f=d/b	g=d/c
<b>Total Budget 2011</b>	<b>€ 803,750.36</b>	<b>€ 1,348,275.51</b>	<b>€ 1,348,275.51</b>	<b>168%</b>	<b>168%</b>	<b>100%</b>
Salaries and wages	803,750.36	1,348,275.51	1,348,275.51	168%	168%	100%
Goods and Services	-	-	-			
Public services	-	-	-			
Transfers and Subsidies	-	-	-			
Capital Investments	-	-	-			

**Budgetary Report (own source)**

Description	Original Budget (Law 04/L-001)	Semi-annual Reviewed Budget	Final Budget (31 December 2011)	Difference in %	Difference in %	Difference in %
a	b	c	d	e=c/b	f=d/b	g=d/c
<b>Total Budget 2011</b>	<b>€ -</b>	<b>€ -</b>	<b>€ 1,168,899.90</b>			
Salaries and wages	-	-	1,168,899.90			
Goods and Services	-	-	-			
Public services	-	-	-			
Transfers and Subsidies	-	-	-			
Capital Investments	-	-	-			

**Budget Execution Report (Kosovo Consolidated Budget, donors and own sources)**

For the year ended on December 31, 2011

Description	No.	Original Budget (Law 04/L-001)	Semi-annual Reviewed Budget	Final Budget (31 December 2011)	Payments	Difference in %	Differenc e in %
a		b		c	d	e=d/b	f=d/c
<b>Total</b>	<b>1+2+3+4</b>	<b>€ 9,832,497.36</b>	<b>€ 10,377,022.51</b>	<b>€ 10,289,863.65</b>	<b>€ 9,942,875.31</b>	<b>97%</b>	<b>97%</b>
<b>Total</b>	<b>1+2+3+4</b>	<b>€ 9,832,497.36</b>	<b>€ 10,377,022.51</b>	<b>€ 10,289,863.65</b>	<b>€ 9,942,875.31</b>	<b>97%</b>	<b>97%</b>
Salaries and wages		1,609,687.36	2,154,212.51	3,667,112.41	3,647,509.99	99%	<b>99%</b>
Goods and Services		2,644,507.00	2,644,507.00	2,729,234.65	2,404,728.37	88%	<b>88%</b>
Public services		98,000.00	98,000.00	85,711.26	85,489.62	100%	<b>100%</b>
Transfers and Subsidies		3,182,870.00	3,182,870.00	1,966,217.63	1,966,217.63	100%	<b>100%</b>
Capital Investments		2,297,433.00	2,297,433.00	1,841,587.70	1,838,929.70	100%	<b>100%</b>

<b>Total grants</b>	<b>1</b>	<b>€ 9,028,747.00</b>	<b>€ 9,028,747.00</b>	<b>€ 7,772,688.24</b>	<b>€ 7,443,188.97</b>	<b>82%</b>	<b>96%</b>
Salaries and wages		805,937.00	805,937.00	1,149,937.00	1,147,823.65	142%	<b>100%</b>
Goods and Services		2,644,507.00	2,644,507.00	2,729,234.65	2,404,728.37	91%	<b>88%</b>
Public services		98,000.00	98,000.00	85,711.26	85,489.62	87%	<b>100%</b>
Transfers and Subsidies		3,182,870.00	3,182,870.00	1,966,217.63	1,966,217.63	62%	<b>100%</b>
Capital Investments		2,297,433.00	2,297,433.00	1,841,587.70	1,838,929.70	80%	<b>100%</b>
<b>Own source 2011</b>	<b>2</b>	<b>-</b>	<b>-</b>	<b>1,168,899.90</b>	<b>1,151,410.83</b>		<b>99%</b>
Salaries and wages		-	-	1,168,899.90	1,151,410.83		99%
Goods and Services		-	-	-	-		
Public services		-	-	-	-		
Transfers and Subsidies		-	-	-	-		
Capital Investments		-	-	-	-		
<b>Own source transferred from 2010</b>	<b>3</b>	<b>-</b>	<b>-</b>	<b>-</b>	<b>-</b>		
Salaries and wages		-	-	-	-		
Goods and Services		-	-	-	-		
Public services		-	-	-	-		
Transfers and Subsidies		-	-	-	-		
Capital Investments		-	-	-	-		
<b>Total donor grants</b>	<b>4</b>	<b>€ 803,750.36</b>	<b>€ 1,348,275.51</b>	<b>€ 1,348,275.51</b>	<b>€ 1,348,275.51</b>	<b>168%</b>	<b>100%</b>
Salaries and wages		803,750.36	1,348,275.51	1,348,275.51	1,348,275.51	168%	100%
Goods and Services		-	-	-	-		
Public services		-	-	-	-		
Transfers and Subsidies		-	-	-	-		
Capital Investments		-	-	-	-		

**FINANCIAL STATEMENT**

**CASH FLOW STATEMENT**

For the year ended on December 31, 2011

Name	Opening Balance 1 Jan 2011	Receipts	Payments	Balance on 31 Dec 2011
Petty Cash from Kosovo Budget	-	12,046.01	12,046.01	€ -
Bank Accounts (CBK)	522,193,298.53	156,569,784.78	93,000,414.21	€ <b>585,762,669.10</b>
Bank Accounts (PCB)	106,805.70	27,266.00	60,254.00	€ <b>73,817.70</b>

BANK ACCOUNTS		CENTRAL BANK OF KOSOVO (CBK)		
	Opening balance on 1 Jan 11	522,193,298.53		1
Receipts and interest	1 Jan - 31 Dec 2011	156,569,784.78		2
Expenditures/distributions	1 Jan - 31 Dec 2011	93,000,414.21		3
Cash Flow	1 Jan - 31 Dec 2011	63,569,370.57		4=2-3
	BALANCE ON TIME DEPOSIT	320,452,548.16		5
	<b>Balance on 31 Dec 2011</b>	<b>€ 585,762,669.10</b>		6=1+2-3

BANK ACCOUNTS		PROCREDIT BANK		
	Opening balance on 1 Jan 11	106,805.70		1
Receipts and interest	1 Jan - 31 Dec 2011	27,266.00		2
Expenditures/distributions	1 Jan - 31 Dec 2011	60,254.00		3
Cash Flow	1 Jan - 31 Dec 2011 -	32,988.00		4=2-3
	<b>Balance on 31 Dec 2011</b>	<b>€ 73,817.70</b>		5=1+2-3

Cash Flow Statement in banks (CBK and PCB)				
	Opening balance on 1 Jan 11	<b>522,300,104.23</b>		1
Receipts and interest	1 Jan - 31 Dec 2011	156,597,050.78		2
Expenditures/distributions	1 Jan - 31 Dec 2011	93,060,668.21		3
Cash Flow	1 Jan - 31 Dec 2011	63,536,382.57		4=2-3
	<b>Balance on 31 Dec 2011</b>	<b>585,836,486.80</b>		5=1+2-3

**FINANCIAL STATEMENT  
CASH FLOW IN CBK AND PCB**

**CASH FLOW STATEMENTS IN CENTRAL BANK OF KOSOVO**

For the year ended on December 31, 2011

balance of current accounts as of 31 Dec 2010	65,088,762.75
balance of time deposit accounts as of 31 Dec 2010	457,104,535.78
<b>BALANCE OF ACCOUNTS AS OF 31 DEC 2010</b>	<b>522,193,298.53</b>

**Cash Flow for period July 2003 - December 2011**

	Income	Expenditure	Balance
regular transactions in the current account	1,117,374,376.49	531,611,009.61	585,763,366.88
time deposits transactions in current accounts	625,347,894.79	945,826,711.47	(320,478,816.68)
transactions on time deposits accounts	3,681,942,291.11	3,681,916,720.36	25,570.74
<b>TOTAL</b>	<b>5,424,664,562.39</b>	<b>5,159,354,441.44</b>	<b>265,310,120.94</b>

**Cash Flow for period January - December 2011**

	Income	Expenditure	Balance
regular transactions in the current account	156,570,482.56	93,000,414.21	63,570,068.35
time deposits transactions in current accounts	618,033,734.01	481,407,758.58	136,625,975.44
transactions on time deposits accounts	2,077,626,722.15	2,077,601,407.74	25,314.41
<b>TOTAL</b>	<b>2,852,230,938.72</b>	<b>2,652,009,580.53</b>	<b>200,221,358.19</b>

Interest as of 31 Dec 2011	32,098,598.74
Interest as of 31 Dec 2010	27,546,370.99
<b>Interest on 2011</b>	<b>4,552,227.75</b>

Cash Flow Statement in banks (CBK and PCB)

balance as of 1 Jan 2011	522,193,298.53	current
inflows from 1 Jan - 31 Dec 2011	156,569,784.78	current
outflows 1 Jan - 31 Dec 2011	93,000,414.21	current
balance of time deposits in CBK	320,452,548.16	<b>deposit</b>

<b>balance as of 31 Dec 2011 in CBK</b>	<b>585,762,669.10</b>
---	-----------------------

balance of current accounts as of 31 Dec 2011	265,310,120.94
balance of time deposit accounts as of 31 Dec 2011	320,452,548.16
<b>BALANCE OF ACCOUNTS AS OF 31 DEC 2011</b>	<b>585,762,669.10</b>

**FINANCIAL STATEMENT  
CASH FLOW IN CBK AND PCB**

**CASH FLOW STATEMENTS IN PROCREDIT BANK ACCOUNTS**

For the year ended on December 31, 2011

Cash flow for accounts transferred to NEWCo owners during the reporting period

A	B	C	D
Income	Interes	Expenditure	Balance
€60,296.00	€0.00	€124.00	€60,172.00

balance as of 1-Jan-11

E	F	G	H
Income	Interes	Expenditure	Balance
€224,440.12	€1.70	€117,636.12	€106,805.70

balance as of 31-Dec-11

I	J	K	L
Income	Interes	Expenditure	Balance
€191,410.12	€1.70	€117,594.12	€73,817.70

balance as of 1 Jan 2011	€ 106,805.70	<b>M=H</b>
inflows from 1 Jan - 31 Dec 2011	€ 27,266.00	<b>N=I-E+A</b>
interest from 1 Jan - 31 Dec 2011	€ 0.00	<b>O=J-F+B</b>
outflows 1 Jan - 31 Dec 2011	€ 82.00	<b>P=K-G+C</b>
balance of transfers to owners of NEWCo	€ 60,172.00	<b>Q=D</b>

<b>Balance as of 31 Dec 2011</b>	<b>€73,817.70</b>	<b>R=M+N+O-P-Q</b>
----------------------------------	-------------------	--------------------

as of 31-Dec-11 TABLE 13

Budget Line Name	percentages without Treppca											
	A. Budget Appropriation	B. Allocations	C. Commitments	D. Expenditures	E=A-D Unspent Budget	F=B-D Unspent Allocations	G=B-C Not Committed Allocations	H=C-D Unspent Commitments	C/A Percentage Committed vs Budgeted	D/A Percentage Spent vs Budgeted	C/B Percentage Committed vs Allocated	D/B Percentage Spent vs Allocated
Central Administration	2,383,778.80	2,316,929.80	2,308,077.57	2,231,320.69	152,458.11	85,609.11	8,852.23	76,756.88	97%	94%	100%	96%
Internal Audit	135,359.40	123,014.40	115,454.40	107,401.40	27,958.00	15,613.00	7,560.00	8,053.00	85%	79%	94%	87%
Legal	16,181.71	14,981.71	14,589.71	5,303.91	10,877.80	9,677.80	392.00	9,285.80	90%	33%	97%	35%
Corporate Governance	167,642.63	159,896.63	159,892.97	153,422.70	14,219.93	6,473.93	3.66	6,470.27	95%	92%	100%	96%
Liquidation	848,899.00	811,623.00	801,801.94	792,354.37	56,544.63	19,268.63	9,821.06	9,447.57	94%	93%	99%	98%
Privatisation	519,256.00	485,999.50	469,381.22	454,470.10	64,785.90	31,529.40	16,618.28	14,911.12	90%	88%	97%	94%
Treppca	3,701,570.70	3,701,570.70	3,701,570.70	3,693,915.80	2,654.90	2,654.90	0.00	2,654.90	100%	100%	100%	100%
<b>TOTAL</b>	<b>€ 7,772,688.24</b>	<b>€ 7,614,015.74</b>	<b>€ 7,570,768.51</b>	<b>€ 7,443,188.97</b>	<b>€ 329,499.27</b>	<b>€ 170,826.77</b>	<b>€ 43,247.23</b>	<b>€ 127,579.54</b>	<b>97%</b>	<b>96%</b>	<b>99%</b>	<b>98%</b>

Budget Line Name	A. Budget Appropriation	B. Allocations	C. Commitments	D. Expenditures	E=A-D Unspent Budget	F=B-D Unspent Allocations	G=B-C Not Committed Allocations	H=C-D Unspent Commitments
Wages & Salaries (11000)	1,149,937.00	1,149,937.00	1,147,823.65	1,147,823.65	2,113.35	2,113.35	2,113.35	-
Goods & Services (13000)	2,729,234.65	2,570,562.15	2,529,453.17	2,404,728.37	324,506.28	165,833.78	41,108.98	124,724.80
Public Services (13200)	85,711.26	85,711.26	85,686.36	85,489.62	221.64	221.64	24.90	196.74
Subsidies & Transfers (21000)	1,966,217.63	1,966,217.63	1,966,217.63	1,966,217.63	0.00	0.00	-	0.00
Capital Outlays (30000)	1,841,587.70	1,841,587.70	1,841,587.70	1,839,929.70	2,658.00	2,658.00	-	2,658.00
<b>TOTAL</b>	<b>€ 7,772,688.24</b>	<b>€ 7,614,015.74</b>	<b>€ 7,570,768.51</b>	<b>€ 7,443,188.97</b>	<b>€ 329,499.27</b>	<b>€ 170,826.77</b>	<b>€ 43,247.23</b>	<b>€ 127,579.54</b>

Budget Line Name	No. of commitments	No. of payments	Reconciled Payments	Advance Payments	Payments Pending Reconciliation
Central Administration	748	1152	1152	-	-
Internal Audit	15	18	18	-	-
Legal	36	28	28	-	-
Corporate Governance	39	318	318	-	-
Liquidation	372	568	568	-	-
Privatisation	151	246	246	-	-
Treppca	50	55	55	-	-
<b>TOTAL</b>	<b>1411</b>	<b>2385</b>	<b>2385</b>	<b>-</b>	<b>-</b>

TOTAL TRANSACTIONS per working day	15
TOTAL TRANSACTIONS in fiscal year	3,796
Payments per working day	10
Commitments per working day	6
Total payments in current year	2,385
Total commitments in current year	1,411
Working Days in current year	251
Calendar Days in current year	365
Public Holidays	(10)
Weekend days	(104)

TABLE 14

as of 31-Dec-11

		A. Budget Appropriations	B. Commitments	C. Expenditures	D=A-C Budget Unspent
<b>Total</b>	<b>Central Administration</b>	<b>€ 2,383,778.80</b>	<b>€ 2,308,077.57</b>	<b>€ 2,231,320.69</b>	<b>€ 152,458.11</b>
	KCB staff salaries	1,093,799.24	1,091,685.89	1,091,685.89	2,113.35
	5% Contribution from Employer for ECLO Salaries	56,137.76	56,137.76	56,137.76	-
	Land Line telephone, Water, Electricity, Waste	105,952.49	105,173.76	105,134.03	818.46
	Mobile Telephony, Internet, Postal Services	77,420.00	56,067.88	51,010.76	26,409.24
	Vehicle Insurance and Maintenance	33,683.74	19,439.21	16,410.02	17,273.72
	Fuel Oils for vehicles	17,800.00	14,237.04	10,237.04	7,562.96
	Fuel for Central Heating and Generators	64,000.00	56,564.00	51,173.89	12,826.11
	Petty Cash and Official Dinners	135,386.26	135,386.26	132,717.60	2,668.66
	Assets, Equipments	209,171.14	203,281.39	177,910.64	31,260.50
	Maintenance and Other repairs	269,000.00	268,747.20	267,127.20	1,872.80
	Procurement and Human Resources Announcements	19,200.00	18,599.40	14,628.90	4,571.10
	Reimbursement for Local Board Members	8,800.00	8,800.00	5,440.00	3,360.00
	HQ and Regional Office Rent	27,300.00	20,063.65	19,425.31	7,874.69
	HQ and Regional Security Services	10,163.00	9,974.00	5,047.50	5,115.50
	Translation, Photocopying and Translation Equipments	138,138.40	137,976.36	123,007.39	15,131.01
	Official Travel	13,881.77	13,881.77	13,724.76	157.01
	PAK Personnel Training and Development, professional literature, professional licences, official gazettes	14,000.00	8,682.99	8,682.99	5,317.01
	Insurance of Responsibilities of Board of Directors and Agency Officers	72,000.00	70,388.00	68,828.00	3,172.00
	Securing premises, fire-extinguisher equipments	17,000.00	12,046.01	12,046.01	4,953.99
	Equipments over EUR 1,000 within capital expenses	945.00	945.00	945.00	-
	Development of Software for financial administration of funds in trust	-	-	-	-
	Field vehicles for HQ and Regional Office.	-	-	-	-
	Refurbishment of PAK and Regional Offices premises	-	-	-	-
	Construction of new offices, Containers for PAK HQ	-	-	-	-
<b>Total</b>	<b>Internal Audit</b>	<b>€ 135,359.40</b>	<b>€ 115,454.40</b>	<b>€ 107,401.40</b>	<b>€ 27,958.00</b>
	SOEs Audit & asset valuation	135,359.40	115,454.40	107,401.40	27,958.00
<b>Total</b>	<b>Legal Department</b>	<b>€ 16,181.71</b>	<b>€ 14,589.71</b>	<b>€ 5,303.91</b>	<b>€ 10,877.80</b>
	Representation and legal services	16,181.71	14,589.71	5,303.91	10,877.80
<b>Total</b>	<b>Corporate Governance</b>	<b>€ 167,642.63</b>	<b>€ 159,892.97</b>	<b>€ 153,422.70</b>	<b>€ 14,219.93</b>
	Support to administration of SOEs	61,337.63	56,194.98	55,923.51	5,414.12
	Security	106,305.00	103,697.99	97,499.19	8,805.81
<b>Total</b>	<b>Liquidation</b>	<b>€ 848,899.00</b>	<b>€ 801,801.94</b>	<b>€ 792,354.37</b>	<b>€ 56,544.63</b>
	Transition Phase	580,035.03	568,071.23	559,754.07	20,280.96
	Liquidation Phase	268,863.97	233,730.71	232,600.30	36,263.67
<b>Total</b>	<b>Privatisation</b>	<b>€ 519,256.00</b>	<b>€ 469,381.22</b>	<b>€ 454,470.10</b>	<b>€ 64,785.90</b>
	Cadastral Services	27,863.25	14,923.73	14,923.73	12,939.52
	Publication in newspapers regarding Privatisation Notices	62,126.84	48,126.84	37,890.20	24,236.64
	Announcements on TV, Radion and Marketing, and Materials	84,313.14	79,321.88	74,917.40	9,395.74
	Establishment of NewCo	29,000.00	11,594.00	11,594.00	17,406.00
	Security Services for SOE buildings	312,752.77	312,752.77	312,752.77	-
	Legal expenses regarding privatisation	2,930.00	2,392.00	2,392.00	538.00
	Management Information System and Documentation on SOE (MISD)	270.00	270.00	-	270.00
<b>Total</b>	<b>Trepca</b>	<b>€ 3,701,570.70</b>	<b>€ 3,701,570.70</b>	<b>€ 3,698,915.80</b>	<b>€ 2,654.90</b>
	Stipends and Support to Salaries	1,911,380.00	1,911,380.00	1,911,380.00	-
	Capital Projects	1,790,190.70	1,790,190.70	1,787,535.80	2,654.90
<b>TOTALS (PRIVATISATION AGENCY OF KOSOVO)</b>		<b>€ 7,772,688.24</b>	<b>€ 7,570,768.51</b>	<b>€ 7,443,188.97</b>	<b>€ 329,499.27</b>
	<b>A. Budget Appropriations</b>		<b>B. Commitments</b>	<b>C. Expenditures</b>	<b>D=A-C Budget Unspent</b>

FINANCIAL OVERVIEW REPORT for the period ended on 31 December 2011  
SUMMARY AS ECONOMIC CODES

as of 31-Dec-11

Programme Code	Economic Code, Category and Budget Line Name	A. Budget Appropriations	B. Budget Allocations	C. Commitments	D. Expenditures	E=AD Unspent Budget	F=B-D Unspent Allocations	G=B-C Not Committed Allocations	H=C-D Unspent Commitments
22900	11000 Wages & Salaries	1,149,937.00	1,149,937.00	1,147,823.65	1,147,823.65	2,113.35	2,113.35	2,113.35	-
	13000 Goods & Services	1,077,415.54	1,010,566.54	1,003,852.56	927,295.52	150,120.02	83,271.02	6,713.98	76,557.04
	13200 Utilities	85,711.26	85,711.26	85,686.36	85,489.62	221.64	221.64	24.90	196.74
	21000 Subsidies and Transfers	-	-	-	-	-	-	-	-
	<b>30000 Capital expenditure</b>	<b>70,715.00</b>	<b>70,715.00</b>	<b>70,715.00</b>	<b>70,711.90</b>	<b>3.10</b>	<b>3.10</b>	<b>-</b>	<b>3.10</b>
	<b>Central Administration</b>	<b>€ 2,383,778.80</b>	<b>€ 2,316,929.80</b>	<b>€ 2,308,077.57</b>	<b>€ 2,231,320.69</b>	<b>€ 152,458.11</b>	<b>€ 85,609.11</b>	<b>€ 8,852.23</b>	<b>€ 76,756.88</b>
23100	11000 Wages & Salaries	135,359.40	123,014.40	115,454.40	107,401.40	27,958.00	15,613.00	7,560.00	8,053.00
	13000 Goods & Services	-	-	-	-	-	-	-	-
	13200 Utilities	-	-	-	-	-	-	-	-
	21000 Subsidies and Transfers	-	-	-	-	-	-	-	-
	<b>30000 Capital expenditure</b>	<b>€ 135,359.40</b>	<b>€ 123,014.40</b>	<b>€ 115,454.40</b>	<b>€ 107,401.40</b>	<b>€ 27,958.00</b>	<b>€ 15,613.00</b>	<b>€ 7,560.00</b>	<b>€ 8,053.00</b>
	<b>Audit</b>	<b>€ 135,359.40</b>	<b>€ 123,014.40</b>	<b>€ 115,454.40</b>	<b>€ 107,401.40</b>	<b>€ 27,958.00</b>	<b>€ 15,613.00</b>	<b>€ 7,560.00</b>	<b>€ 8,053.00</b>
23000	11000 Wages & Salaries	16,181.71	14,981.71	14,589.71	5,303.91	10,877.80	9,677.80	392.00	9,285.80
	13000 Goods & Services	-	-	-	-	-	-	-	-
	13200 Utilities	-	-	-	-	-	-	-	-
	21000 Subsidies and Transfers	-	-	-	-	-	-	-	-
	<b>30000 Capital expenditure</b>	<b>€ 16,181.71</b>	<b>€ 14,981.71</b>	<b>€ 14,589.71</b>	<b>€ 5,303.91</b>	<b>€ 10,877.80</b>	<b>€ 9,677.80</b>	<b>€ 392.00</b>	<b>€ 9,285.80</b>
	<b>Legal Department</b>	<b>€ 16,181.71</b>	<b>€ 14,981.71</b>	<b>€ 14,589.71</b>	<b>€ 5,303.91</b>	<b>€ 10,877.80</b>	<b>€ 9,677.80</b>	<b>€ 392.00</b>	<b>€ 9,285.80</b>
23200	11000 Wages & Salaries	112,805.00	105,059.00	105,055.34	98,585.07	14,219.93	6,473.93	3.66	6,470.27
	13000 Goods & Services	-	-	-	-	-	-	-	-
	13200 Utilities	54,837.63	54,837.63	54,837.63	54,837.63	-	-	0.00	-
	21000 Subsidies and Transfers	-	-	-	-	-	-	-	-
	<b>30000 Capital expenditure</b>	<b>€ 167,642.63</b>	<b>€ 159,896.63</b>	<b>€ 159,892.97</b>	<b>€ 153,422.70</b>	<b>€ 14,219.93</b>	<b>€ 6,473.93</b>	<b>€ 3.66</b>	<b>€ 6,470.27</b>
	<b>Corporate Governance</b>	<b>€ 167,642.63</b>	<b>€ 159,896.63</b>	<b>€ 159,892.97</b>	<b>€ 153,422.70</b>	<b>€ 14,219.93</b>	<b>€ 6,473.93</b>	<b>€ 3.66</b>	<b>€ 6,470.27</b>
22700	11000 Wages & Salaries	843,217.00	805,941.00	796,119.94	786,672.37	56,544.63	19,268.63	9,821.06	9,447.57
	13000 Goods & Services	-	-	-	-	-	-	-	-
	13200 Utilities	-	-	-	-	-	-	-	-
	21000 Subsidies and Transfers	-	-	-	-	-	-	-	-
	<b>30000 Capital expenditure</b>	<b>€ 848,899.00</b>	<b>€ 811,623.00</b>	<b>€ 801,801.94</b>	<b>€ 792,354.37</b>	<b>€ 56,544.63</b>	<b>€ 19,268.63</b>	<b>€ 9,821.06</b>	<b>€ 9,447.57</b>
	<b>Liquidation</b>	<b>€ 848,899.00</b>	<b>€ 811,623.00</b>	<b>€ 801,801.94</b>	<b>€ 792,354.37</b>	<b>€ 56,544.63</b>	<b>€ 19,268.63</b>	<b>€ 9,821.06</b>	<b>€ 9,447.57</b>



11000	Wages & Salaries	-	-	-	-	454,470.10	64,785.90	-	-	16,618.28	-	-	14,911.12
13000	Goods & Services	519,256.00	485,999.50	469,381.22	-	-	-	-	31,529.40	-	-	-	-
13200	Utilities	-	-	-	-	-	-	-	-	-	-	-	-
21000	Subsidies and Transfers	-	-	-	-	-	-	-	-	-	-	-	-
30000	Capital expenditure	-	-	-	-	-	-	-	-	-	-	-	-
<b>22600</b>	<b>Privatisation</b>	<b>€ 519,256.00</b>	<b>€ 485,999.50</b>	<b>€ 469,381.22</b>	<b>€ 454,470.10</b>	<b>€ 64,785.90</b>	<b>€ 31,529.40</b>	<b>€ 16,618.28</b>	<b>€ 14,911.12</b>				
11000	Wages & Salaries	25,000.00	25,000.00	25,000.00	-	-	-	-	-	-	-	-	-
13000	Goods & Services	-	-	-	-	-	-	-	-	-	-	-	-
13200	Utilities	-	-	-	-	-	-	-	-	-	-	-	-
21000	Subsidies and Transfers	1,911,380.00	1,911,380.00	1,911,380.00	1,911,380.00	-	-	-	-	-	-	-	-
30000	Capital expenditure	1,765,190.70	1,765,190.70	1,765,190.70	1,762,535.80	2,654.90	2,654.90	0.00	2,654.90	0.00	-	0.00	2,654.90
<b>22800</b>	<b>Trepça</b>	<b>€ 3,701,570.70</b>	<b>€ 3,701,570.70</b>	<b>€ 3,701,570.70</b>	<b>€ 3,698,915.80</b>	<b>€ 2,654.90</b>	<b>€ 2,654.90</b>	<b>€ (0.00)</b>	<b>€ 2,654.90</b>	<b>€ (0.00)</b>	<b>€ 2,654.90</b>	<b>€ 0.00</b>	<b>€ 2,654.90</b>
<b>Code</b>	<b>Economic Category</b>	<b>A. Budget Appropriations</b>	<b>B. Budget Allocations</b>	<b>C. Commitments</b>	<b>D. Expenditures</b>	<b>E=A-D Unspent Budget</b>	<b>F=B-D Unspent Allocations</b>	<b>G=B-C Not Committed Allocations</b>	<b>H=C-D Unspent Commitments</b>				
11000	Wages & Salaries (11000)	1,149,937.00	1,149,937.00	1,147,823.65	1,147,823.65	2,113.35	2,113.35	2,113.35	-	-	-	-	-
13000	Goods & Services(13000)	2,729,234.65	2,570,562.15	2,529,453.17	2,404,728.37	324,506.28	165,833.78	41,108.98	124,724.80	124,724.80	-	-	-
13200	Utilities (13200)	85,711.26	85,711.26	85,686.36	85,489.62	221.64	221.64	24.90	196.74	196.74	-	-	-
21000	Subsidies and transfers (21000)	1,966,217.63	1,966,217.63	1,966,217.63	1,966,217.63	-	-	0.00	-	0.00	-	-	-
30000	Capital expenditure (30000)	1,841,587.70	1,841,587.70	1,841,587.70	1,838,929.70	2,658.00	2,658.00	0.00	2,658.00	0.00	-	0.00	2,658.00
<b>TOTAL</b>		<b>€ 7,772,688.24</b>	<b>€ 7,614,015.74</b>	<b>€ 7,570,768.51</b>	<b>€ 7,443,188.97</b>	<b>€ 329,499.27</b>	<b>€ 170,826.77</b>	<b>€ 43,247.23</b>	<b>€ 127,579.54</b>				

**REPORT ON CHANGES ON THE BUDGET APPROPRIATIONS**

For the period ended 31 December 2011

Programme Code	Economic Code, Category and Budget Lines Summary	A		B		C=A+B		D	E	F	G	H=D+E+F+G
		Original Budget (Law 03/L-093)	Transfers between PAK Budget Lines (BEFORE MID YAER BUDGET FORECAST) (article 27 LPFMA)	Budget after transfers within Mid Year Forecast programs	Mid-Year Budget Overview (Admin. Dir. 2008/xx)	Contingency from Ministry of Finance (Article 29 I LPFMA)	Transfers between PAK Budget Programs - after budget overview (Article 33 LPFMA)					
	11000 Wages and Salaries	805,937.00		805,937.00	805,937.00	805,937.00	344,000.00	1,149,937.00				1,149,937.00
	13000 Goods & Services	1,114,143.00		1,114,143.00	1,114,143.00	1,114,143.00		1,077,415.54	(1,227.46)	(35,500.00)		1,077,415.54
	13200 Utilities	98,000.00		98,000.00	98,000.00	98,000.00		85,711.26	(288.74)	(12,000.00)		85,711.26
	30000 Capital Expenditures	150,000.00		150,000.00	150,000.00	150,000.00		70,715.00	(4,285.00)	(75,000.00)		70,715.00
<b>229</b>	<b>Central Administration</b>	<b>€ 2,168,080.00</b>	<b>€ -</b>	<b>€ 2,168,080.00</b>	<b>€ 2,168,080.00</b>	<b>€ 2,168,080.00</b>	<b>€ 344,000.00</b>	<b>€ 2,383,778.80</b>	<b>€ (5,801.20)</b>	<b>€ (122,500.00)</b>	<b>€ (39,676.60)</b>	<b>€ 1,149,937.00</b>
	11000 Wages and Salaries	205,736.00		205,736.00	205,736.00	205,736.00		135,359.40		(30,700.00)		135,359.40
<b>231</b>	<b>Internal Audit</b>	<b>€ 205,736.00</b>	<b>€ -</b>	<b>€ 205,736.00</b>	<b>€ 205,736.00</b>	<b>€ 205,736.00</b>	<b>€ -</b>	<b>€ 153,359.40</b>	<b>€ (1,318.29)</b>	<b>€ (2,500.00)</b>	<b>€ (39,676.60)</b>	<b>€ 153,359.40</b>
	13000 Goods & Services	20,000.00		20,000.00	20,000.00	20,000.00		16,181.71		(2,500.00)		16,181.71
<b>230</b>	<b>Legal Department</b>	<b>€ 20,000.00</b>	<b>€ -</b>	<b>€ 20,000.00</b>	<b>€ 20,000.00</b>	<b>€ 20,000.00</b>	<b>€ -</b>	<b>€ 16,181.71</b>	<b>€ (1,318.29)</b>	<b>€ (2,500.00)</b>	<b>€ (1,318.29)</b>	<b>€ 16,181.71</b>
	13000 Goods & Services	129,105.00		129,105.00	129,105.00	129,105.00		112,805.00		(16,300.00)		112,805.00
	21000 Subsidies and Transfers	100,000.00		100,000.00	100,000.00	100,000.00		54,837.63		(14,950.00)		54,837.63
<b>232</b>	<b>Corporate Governance</b>	<b>€ 229,105.00</b>	<b>€ -</b>	<b>€ 229,105.00</b>	<b>€ 229,105.00</b>	<b>€ 229,105.00</b>	<b>€ -</b>	<b>€ 167,642.63</b>	<b>€ (30,212.37)</b>	<b>€ (31,250.00)</b>	<b>€ (30,212.37)</b>	<b>€ 167,642.63</b>
	13000 Goods & Services	621,267.00		621,267.00	621,267.00	621,267.00		843,217.00		221,950.00		843,217.00
	30000 Capital Expenditures	20,000.00		20,000.00	20,000.00	20,000.00		5,682.00		(14,318.00)		5,682.00
<b>227</b>	<b>Liquidation</b>	<b>€ 641,267.00</b>	<b>€ -</b>	<b>€ 641,267.00</b>	<b>€ 641,267.00</b>	<b>€ 641,267.00</b>	<b>€ -</b>	<b>€ 848,899.00</b>	<b>€ (14,318.00)</b>	<b>€ 221,950.00</b>	<b>€ (14,318.00)</b>	<b>€ 848,899.00</b>
	13000 Goods & Services	554,256.00		554,256.00	554,256.00	554,256.00		519,256.00		(35,000.00)		519,256.00
<b>226</b>	<b>Privatisation</b>	<b>€ 554,256.00</b>	<b>€ -</b>	<b>€ 554,256.00</b>	<b>€ 554,256.00</b>	<b>€ 554,256.00</b>	<b>€ -</b>	<b>€ 519,256.00</b>	<b>€ -</b>	<b>€ (35,000.00)</b>	<b>€ -</b>	<b>€ 519,256.00</b>
	13000 Goods & Services	0.00		-	-	-		25,000.00		25,000.00		25,000.00
	21000 Subsidies and Transfers	3,082,870.00		3,082,870.00	3,082,870.00	3,082,870.00		1,911,380.00		(25,000.00)		1,911,380.00
	30000 Capital Expenditures	2,127,433.00		2,127,433.00	2,127,433.00	2,127,433.00		1,765,190.70		(362,242.30)		1,765,190.70
<b>228</b>	<b>Trepça Mines</b>	<b>€ 5,210,303.00</b>	<b>€ -</b>	<b>€ 5,210,303.00</b>	<b>€ 5,210,303.00</b>	<b>€ 5,210,303.00</b>	<b>€ -</b>	<b>€ 3,701,570.70</b>	<b>€ (1,508,732.30)</b>	<b>€ -</b>	<b>€ (1,508,732.30)</b>	<b>€ 3,701,570.70</b>
	11000 Wages and Salaries	805,937.00		805,937.00	805,937.00	805,937.00	344,000.00	1,149,937.00				1,149,937.00
	13000 Goods and Services	2,644,507.00		2,644,507.00	2,644,507.00	2,644,507.00		2,729,234.65		126,950.00	(42,222.35)	2,729,234.65
	13200 Utilities	98,000.00		98,000.00	98,000.00	98,000.00		85,711.26		(12,000.00)	(288.74)	85,711.26
	21000 Subsidies and Transfers	3,182,870.00		3,182,870.00	3,182,870.00	3,182,870.00		1,966,217.63		(39,950.00)	(1,176,702.37)	1,966,217.63
	30000 Capital Expenditures	2,297,433.00		2,297,433.00	2,297,433.00	2,297,433.00		1,841,587.70		(75,000.00)	(380,845.30)	1,841,587.70
	<b>TOTAL</b>	<b>€ 9,028,747.00</b>	<b>€ -</b>	<b>€ 9,028,747.00</b>	<b>€ 9,028,747.00</b>	<b>€ 9,028,747.00</b>	<b>€ 344,000.00</b>	<b>€ 7,772,688.24</b>	<b>€ (1,600,058.76)</b>	<b>€ -</b>	<b>€ (1,600,058.76)</b>	<b>€ 7,772,688.24</b>



AGJENCIA KOSOVARE E PRIVATIZIMIT  
KOSOVSKA AGENCIJA ZA PRIVATIZACIJU  
PRIVATISATION AGENCY OF KOSOVO

**FINANCIAL STATEMENTS  
FOR THE PERIOD ENDED ON 31 DECEMBER 2011**

**TABLE OF FINANCIAL REPORTS  
TRUST FUNDS**

Reports under article 20 of Law no. 04/L-034 the Privatisation Agency of Kosovo

Article 20

**Reports, Budget and Accounts**

**Article 20.1.1.2. financial statement of the trust funds**



report signed on 30-Jan-12  
for the period as of 31-Dec-11

Table 1: BALANCE OF ACCOUNTS IN CBK PER CATEGORY	Current Accounts		Time Deposits		31-Dec-09		2011-2010		2011-2009		2011-2008	
	31-Dec-11	31-Dec-11	31-Dec-11	31-Dec-11	31-Dec-09	31-Dec-09	7=3-4	7=3-4	8=3-5	8=3-5	9=3-6	9=3-6
	1	2	3=1+2	4	5	6	AMOUNT	AMOUNT	AMOUNT	AMOUNT	AMOUNT	AMOUNT
1 Privatization Trust Money (currently in the bank)	128,866,637.57	150,600,262.60	279,466,900.17	278,534,086.79	259,719,544.20	261,147,259.93	932,813.38	19,747,355.97	19,747,355.97	18,319,640.24		
2 Liquidation Trust Money	115,243,983.22	152,616,651.37	267,860,634.59	214,480,470.25	175,188,793.48	123,626,811.21	53,380,174.34	92,671,851.11	92,671,851.11	144,233,833.38		
3 SOE Money in Trust	1,804,866.83	3,596,457.38	5,401,324.21	5,691,148.15	3,388,895.31	5,673,506.69	(289,823.94)	2,012,428.90	2,012,428.90	(272,182.48)		
4 SOE Commercialisation Money in Trust	1,065,298.47	3,050,082.90	4,115,381.37	3,520,026.07	3,567,460.47	2,940,102.90	595,355.30	547,920.90	547,920.90	1,175,278.47		
5 Employees Entitlement in trust (transferred from privatisation and liquidation accounts)	11,230,834.27	9,732,733.77	20,963,568.04	9,662,835.63	132,985.84	147,085.46	11,300,732.41	20,830,582.20	20,830,582.20	20,816,482.58		
6 Privatization Bid Deposits	1,978,356.62	37,989.72	2,016,346.34	3,139,226.93	3,391,090.84	4,718,572.20	(1,122,880.59)	(1,374,744.50)	(1,374,744.50)	(2,702,225.86)		
7 Privatization Tender Submission Fee	2,124,755.35	106,278.70	2,231,034.05	1,892,395.85	1,428,339.45	1,080,181.15	338,838.20	802,694.60	802,694.60	1,150,852.90		
8 Liquidation Bid Deposits	1,589,718.77	4,952.33	1,594,671.10	1,371,067.07	638,467.79	1,378,924.40	223,604.03	956,203.31	956,203.31	215,746.70		
9 Liquidation Registration Fee	300,005.93	8,090.32	308,096.25	195,845.66	49,642.22	50,007.37	112,250.59	258,454.03	258,454.03	258,088.88		
10 Liquidation Review Committee deposit	9,915.21	-	9,915.21	8,518.88	-	-	1,396.33	9,915.21	9,915.21	9,915.21		
11 PAK Charter Capital	578,660.80	527,060.83	1,105,721.63	1,095,677.63	1,094,206.81	1,091,134.19	10,044.00	11,514.82	11,514.82	14,587.44		
12 PAK Reserve Fund	423,595.46	167,191.95	590,787.41	2,591,944.78	2,433,523.34	1,451,203.91	(2,001,157.37)	(1,842,735.93)	(1,842,735.93)	(860,416.50)		
13 Donor Money	3,638.41	4,796.29	8,434.70	8,358.72	8,347.44	8,329.90	75.98	87.26	87.26	104.80		
14 PAK Administrative Tariff	-	-	-	-	-	-	-	-	-	-		
15 Current Account money in Time Deposit accounts	€ 89,844.03	-	€ 89,844.03	€ 1,696.12	-	-	88,147.90	89,844.03	89,844.03	89,844.03		
16 Amounts of transactions in transit	-	-	0.00	-	-	-	-	-	-	-		
<b>17 BALANCE OF Trust Funds</b>	<b>€ 265,310,120.94</b>	<b>€ 320,452,548.16</b>	<b>€ 585,762,669.10</b>	<b>€ 522,193,298.53</b>	<b>€ 451,041,297.19</b>	<b>€ 403,313,119.31</b>	<b>€ 63,569,370.56</b>	<b>€ 134,721,371.96</b>	<b>€ 134,721,371.96</b>	<b>€ 182,449,549.79</b>		

<b>18 GRAND TOTAL TRUST FUNDS (time deposit and current accounts)</b>	<b>€ 585,762,669.10</b>
---	-------------------------

Avni J. Jashari, CA, CFE, IS  
Director of Finance and Budget  
Privatization Agency of Kosovo

Adem Selishta  
Head of Funds Management Unit  
Privatization Agency of Kosovo

30-Jan-12

30-Jan-12

report signed on 30-Jan-12  
for the period as of 31-Dec-11

CATEGORY OF ACCOUNTS IN CBK	31-Dec-10		31-Dec-10		31-Dec-10		31-Dec-11		31-Dec-11		31-Dec-11	
	current accounts		time deposits		Current and Time Deposit		Closing Balance		Closing Balance		Closing Balance	
	1	2	3=1+2	4	5	6=1+4+5	7	8=6+7				
1	49,331,572.99	229,202,513.80	278,534,086.79	932,591	78,602,473	128,866,637.57	150,600,282.60	279,466,900.17				
2	9,577,271.92	204,903,198.33	214,480,470.25	53,406,443	52,260,278	115,243,993.22	152,616,651.37	267,860,644.59				
3	509,373.08	5,181,775.07	5,691,148.15	(289,856)	1,585,350	1,804,866.83	3,596,457.38	5,401,324.21				
4	122,288.95	3,397,737.12	3,520,026.07	595,355	347,654	1,065,298.47	3,050,082.90	4,115,381.37				
5	1,164,310.72	8,498,524.91	9,662,835.63	11,300,730	(1,234,206)	11,230,834.27	9,732,733.77	20,963,568.04				
6	2,562,307.72	576,919.21	3,139,226.93	(1,122,881)	538,929	1,978,356.62	37,989.72	2,016,346.34				
7	310,782.57	1,581,613.28	1,892,395.85	338,638	1,475,335	2,124,755.35	106,278.70	2,231,034.05				
8	1,295,859.96	75,207.11	1,371,067.07	223,604	70,255	1,589,718.77	4,952.33	1,594,671.10				
9	75,447.53	120,398.13	195,845.66	112,251	112,308	300,005.93	8,090.32	308,096.25				
10	8,518.88	-	8,518.88	1,396	-	9,915.21	-	9,915.21				
11	25,303.81	1,070,373.82	1,095,677.63	10,044	543,313	578,660.80	527,060.83	1,105,721.63				
12	103,835.42	2,488,109.36	2,591,944.78	(2,001,157)	2,320,917	423,595.46	167,191.95	590,787.41				
13	193.08	8,165.64	8,358.72	76	3,369	3,638.41	4,796.29	8,434.70				
14	-	-	-	-	-	-	-	-				
15	1,696.12	-	1,696.12	62,834	25,314	89,844.03	-	89,844.03				
16												
17												
<b>BALANCE OF Trust Funds</b>	<b>€ 65,088,762.75</b>	<b>€ 457,104,535.78</b>	<b>€ 522,193,298.53</b>	<b>€ 63,570,068</b>	<b>136,651,290</b>	<b>€ 265,310,120.94</b>	<b>€ 320,452,548.16</b>	<b>€ 585,762,669.10</b>				

Avni J. Jashari, CA, CFE, IS  
Director of Finance and Budget  
Privatisation Agency of Kosovo

Adem Selishta  
Head of Funds Management Unit  
Privatisation Agency of Kosovo

30-Jan-12

30-Jan-12

## SUMMARY CASH FLOW STATEMENT AS PER TYPE OF ACCOUNTS

	Inflows	Outflows	Balance
current account	1,117,374,376 €	531,611,010 €	585,763,367 €
in transit	-10,657 €	10,657 €	
time deposit	4,307,290,186 €	4,627,743,432 €	-320,453,246 €
in transit	10,657 €	-10,657 €	10,657 €
<b>total</b>	<b>5,424,664,562.39 €</b>	<b>5,159,354,441.44 €</b>	<b>265,320,777.69 €</b>

265,310,120.94 € gjendja rrjedhese para transakSIONIT ne tranzit

265,320,777.69 € gjendja rrjedhese pas transakSIONIT ne tranzit

error check	0 €	0 €	0 €
-------------	-----	-----	-----

Type of Accounts Category in Central Bank of Kosovo	31-Dec-11 current account		31-Dec-11 current account		31-Dec-11 current account		31-Dec-11 current account		BALANCE AT THE END OF THE PERIOD
	Cash Flow 1 Jul 2003 until Period above		Cash Flow 1 Jul 2003 until Period above		Cash Flow 1 Jul 2003 until Period above		Cash Flow 1 Jul 2003 until Period above		
	Inflows	Outflows	Inflows	Outflows	Inflows	Outflows	Inflows	Outflows	
1	608,459,666	328,992,766	279,466,900	474,909,168	324,308,905	474,909,168	324,308,905	474,909,168	128,866,638
2	281,779,100	13,892,187	267,886,913	422,947,624	270,304,704	422,947,624	270,304,704	422,947,624	115,243,993
3	13,204,291	7,802,967	5,401,324	8,614,241	5,017,783	8,614,241	5,017,783	8,614,241	1,804,867
4	5,476,454	1,361,072	4,115,381	6,627,790	3,577,707	6,627,790	3,577,707	6,627,790	1,065,298
5	21,242,317	278,749	20,963,568	23,395,709	13,662,975	23,395,709	13,662,975	23,395,709	11,230,834
6	156,325,674	154,309,327	2,016,346	2,610,298	2,572,309	2,610,298	2,572,309	2,610,298	1,978,357
7	3,501,484	1,270,450	2,231,034	1,581,613	1,475,335	1,581,613	1,475,335	1,581,613	2,124,755
8	22,057,419	20,462,748	1,594,671	831,122	826,170	831,122	826,170	831,122	1,589,719
9	429,309	121,213	308,096	120,398	112,308	120,398	112,308	120,398	300,006
10	22,935	13,020	9,915	-	-	-	-	-	9,915
11	1,128,350	22,629	1,105,722	1,687,992	1,160,931	1,687,992	1,160,931	1,687,992	578,661
12	3,674,659	3,083,872	590,787	2,488,109	2,320,917	2,488,109	2,320,917	2,488,109	423,595
13	8,447	12	8,435	12,647	7,851	12,647	7,851	12,647	3,638
14	-	-	-	-	-	-	-	-	-
15	-	-	-	3,681,916,720	3,681,942,291	3,681,916,720	3,681,942,291	3,681,916,720	25,571
Current Account money in Time Deposit accounts	64,273	-	64,273	-	-	-	-	-	64,273
<b>TOTAL</b>	<b>1,117,374,376</b>	<b>531,611,010</b>	<b>585,763,367</b>	<b>4,627,743,432</b>	<b>4,307,290,186</b>	<b>4,627,743,432</b>	<b>4,307,290,186</b>	<b>4,627,743,432</b>	<b>265,310,120.94</b>

Avni J. Jashari, CA, CFE, IS  
Director of Finance and Budget  
Privatisation Agency of Kosovo

30-Jan-12

Adem Selishta  
Head of Funds Management Unit  
Privatisation Agency of Kosovo

30-Jan-12

SUMMARY OF CASH FLOW ACCORDING TO CATEGORY OF ACCOUNTS

CATEGORY OF ACCOUNTS IN CBK	31-Dec-10			Cash Flow from 1 Jan 2011 to 31 Dec 2011			31-Dec-11			31-Dec-11		31-Dec-11
	current accounts	time deposits	current account and time deposit	current accounts	inflows	outflows	current accounts	time deposits	current acc + time deposit	time deposits	Balance	
	1	2	3=1+2	4	5	6=4-5	7	8	9=7-8	10=1+6+9	11	12=10+11
1 Privatisation	49,331,572.99	229,202,513.80	278,534,086.79	60,178,010	59,245,419	932,591	317,892,768	239,290,295	78,602,473	128,866,637.57	150,600,262.60	279,466,900.17
2 Liquidation	9,577,271.92	204,903,198.33	214,480,470.25	56,073,313	2,666,871	53,406,443	269,420,223	217,159,945	52,260,278	115,243,993.22	152,616,651.37	267,860,644.59
3 SOE Money in Trust	509,373.08	5,181,775.07	5,691,148.15	1,052,009	1,341,865	(289,856)	5,004,247	3,418,897	1,585,350	1,804,866.83	3,596,457.38	5,401,324.21
4 Commercialisation	122,288.95	3,397,737.12	3,520,026.07	795,060	199,705	595,355	3,577,707	3,230,053	347,654	1,065,298.47	3,050,082.90	4,115,381.37
5 Employees Entitlement	1,164,310.72	8,498,524.91	9,662,835.63	11,309,357	8,628	11,300,730	13,662,969	14,897,176	(1,234,206)	11,230,834.27	9,732,733.77	20,963,568.04
6 Privatisation Bid Deposits	2,562,307.72	576,919.21	3,139,226.93	17,689,986	18,812,866	(1,122,881)	2,572,309	2,033,379	538,929	1,978,356.62	37,989.72	2,016,346.34
7 Privatisation Tender Submission Fee	310,782.57	1,581,613.28	1,892,395.85	728,788	390,149	338,638	1,475,335	-	1,475,335	2,124,755.35	106,278.70	2,231,034.05
8 Liquidation Bid Deposits	1,295,859.96	75,207.11	1,371,067.07	7,534,764	7,311,160	223,604	826,170	755,915	70,255	1,589,718.77	4,952.33	1,594,671.10
9 Liquidation Registration Fee	75,447.53	120,398.13	195,845.66	140,243	27,992	112,251	112,308	-	112,308	300,005.93	8,090.32	308,096.25
10 Liquidation Review Committee deposit	8,518.88	-	8,518.88	13,279	11,883	1,396	-	-	-	9,915.21	-	9,915.21
11 PAK Charter Capital	25,303.81	1,070,373.82	1,095,677.63	10,050	6	10,044	1,160,931	617,618	543,313	578,660.80	527,060.83	1,105,721.63
12 PAK Reserve Fund	103,835.42	2,488,109.36	2,591,944.78	982,708	2,983,866	(2,001,157)	2,320,917	-	2,320,917	423,595.46	167,191.95	590,787.41
13 Donor	193.08	8,165.64	8,358.72	82	6	76	7,851	4,482	3,369	3,638.41	4,796.29	8,434.70
14 PAK Administrative Tariff	-	-	-	-	-	-	-	-	-	-	-	-
15 Time Deposit	1,696.12	-	1,696.12	62,834	-	62,834	2,077,626,722	2,077,601,408	25,314	89,844.03	-	89,844.03
<b>TOTAL</b>	<b>65,088,762.75</b>	<b>457,104,535.78</b>	<b>522,193,298.53</b>	<b>156,570,483</b>	<b>93,000,414</b>	<b>63,570,068</b>	<b>2,695,660,456</b>	<b>2,559,009,166</b>	<b>136,651,290</b>	<b>265,310,120.94</b>	<b>320,452,548.16</b>	<b>585,762,669.10</b>

**Avni J. Jashari, CA, CFE, IS**  
 Director of Finance and Budget  
 Privatisation Agency of Kosovo

30-Jan-12

**Adem Selishta**  
 Head of Funds Management Unit  
 Privatisation Agency of Kosovo

30-Jan-12



Summary -Privatisation Proceeds IN CENTRAL BANK OF KOSOVO (CBK)

report signed on 30-Jan-12  
for the period as of 31-Dec-11

Table 2: SUMMARY OF PRIVATISATION TRUST MONEY		AMOUNT
1=sum(12:19)	Privatisation proceeds (includes interest)	€557,139,162.02
2	Privatisation proceeds (without interest)	€533,907,148.83
3	Regular Spin Off proceeds (net of interest)	437,440,848.17
4	interest earned from regular spin off proceeds	19,034,860.62
5	Newco shareholder money from Regular Spin Off transferred to MFE	726,250.00
6	Special Spin Off proceeds (net of interest)	95,707,550.66
7	interest earned from special spin off proceeds	4,197,152.57
8	Newco shareholder money from Special Spin Off transferred to MFE	32,500.00
9=1x75%	Liquidation's entitlement (75% of proceeds)	417,854,371.52
10=1x20%	Employees' entitlement (20% of proceeds)	111,427,832.40
11=1x5%	Agency's Administrative Tariff (5% of proceeds)	27,856,958.10
12	Paid to employees (transferred to BSPK) directly from the privatisation trust funds	45,666,854.51
13	Transferred to the Employees Entitlement Trust Accounts	20,014,757.12
14	Newco shareholder money paid by bidders and transferred to MFE	758,750.00
15	Transferred to the Liquidation Trust Accounts (from 75% of sales)	211,231,900.22
16	Transferred to Agency Administrative Tariff account (5% of sales)	-
17	Privatisation trust funds transferred in time deposit accounts	150,600,262.60
18	Funds in transit to return to individual accounts	-
19	Privatisation Trust Funds (in current accounts)	128,866,637.57
<b>Balance of Privatisation proceeds (in time deposits and current accounts)</b>		<b>€279,466,900.17</b>

Table 3: SUMMARY OF PRIVATISATION PROCEEDS (contracts reference)	AMOUNT
Signed Contracts	546,287,569.91
Pending Contracts	10,075,851.58
Cancelled Tenders	16,990.53
Newco shareholder money paid by bidders and transferred to MFE	758,750.00
<b>TOTAL PRIVATISATION PROCEEDS SO FAR</b>	<b>€557,139,162.02</b>

Avni J. Jashari, CA, CFE, IS  
Director of Finance and Budget  
Privatisation Agency of Kosovo

Adem Selishta  
Head of Funds Management Unit  
Privatisation Agency of Kosovo

30-Jan-12

30-Jan-12

as of 31-Dec-11

**MAIN SUMMARY OF INCOME / RECEIPTS AND EXPENDITURES / DISTRIBUTIONS**

43%	A	<b>Liquidation Trust Money (currently in the bank current accounts)</b>	<b>115,243,993.23</b>
57%	B	<b>Liquidation Trust Money (in time deposit accounts)</b>	<b>152,642,919.90</b>
100%	C=A+B	<b>GRAND TOTAL Liquidation Trust Money</b>	<b>€267,886,913.13</b>

%

Code	Table 1:	GRAND TOTAL Income / Receipts (ALL Liquidation Accounts)	€273,847,038.06
=i1 (liq.sale) +i3(deposits)	Income / Receipts	Liquidation proceeds from SALE of ASSETS (includes deposits for contracted sales)	51,366,328.13
i2	Income / Receipts	Interest earned on the liquidation trust accounts	7,113,270.29
i4	Income / Receipts	Incoming Value Added Tax (VAT) - charged on top of the sale price	532,714.35
i5	Income / Receipts	VAT recovered from Tax Administration of Kosovo (TAK)	-
i6	Income / Receipts	Transfers of 75% of particular Privatisation trust acc.to Liquidation trust account	211,231,900.22
i7	Income / Receipts	SOE Trust Money kept by PAK and transferred to Liquidation accounts	2,745,027.15
i8	Income / Receipts	Cash deposits from SOE safes (vaults) into Liquidation Trust Accounts	23,028.70
i9	Income / Receipts	Transfers from SOE bank accounts into Liquidation Trust Accounts	174,953.81
i10	Income / Receipts	Receipts from SOE debtors	-
i11	Income / Receipts	Receipts from SOE shares in other companies	-
i12	Income / Receipts	Rent Revenues during the liquidation process	629,650.56
i13	Income / Receipts	Operating Revenues during the liquidation process (other)	3,668.12
i14	Income / Receipts	Revenues created from returning goods in transit	-
i15	Income / Receipts	Revenues created from advance payments returned by other enterprises for advanced made before liquidation	-
i16	Income / Receipts	transfer from other trust accounts until maturity of time deposits	26,496.73

Code	Table 2:	GRAND TOTAL of Expenditures / Distributions based on TYPE OF EXPENSES (ALL Liquidation Accounts)	€5,960,124.94
e1	Expenditure	Bank charges	7,433.92
e2	Distribution	Transfer of 20% to Employees (BSPK) from the Liquidation of Assets proceeds	2,805,069.17
e3	Distribution	Transfer of 20% to Employees Entitlement Trust account from the Liquidation of Assets	1,107,211.98
e4	Distribution	Agency Administrative Tariff (5% of liquidation sales)	-
e12	Expenditure	Secured credit post reorganisation petition	-
e13	Expenditure	Compensation Awards by the Special Chamber of the Supreme Court	-
e14	Expenditure	Court Expenses	917.58
e15	Expenditure	Administrator Expenses	-
e16	Expenditure	Professional Service Providers	-
e25+e26	Expenditure	Rent Paid	40,524.02
e17+e18	Expenditure	Service Providers	872,243.87
Σ(e5:e11)+e20+e21 +e23+e24+e27+e28 +e29	Expenditure	Goods, services, advertising, notices	365,922.83
e22	Expenditure	Services for protection of property and assets	135,652.17
sum(e30:e33)	Expenditure	Monthly Expenses (electricity, water, waste, telecommunication)	39,251.03
e19+sum(e34:e39)	Expenditure	Payment of taxes (Personal Income Tax, Property Tax, VAT etc)	540,758.18
e40	Expenditure	Reorganisation Expenses Incurred during the Liquidation	-
sum(e41:e65)	Distribution	Payments to Creditors of SOEs	45,140.19
e66	Distribution	Claims - Owners, shareholders, founders, participants or partners in the SOE	-
e67	Distribution	Surplus to the Government of Kosovo	-

j=Σe(68:80)	Time deposits	<b>Currently in TIME DEPOSIT Accounts</b>	<b>152,642,919.90 €</b>
-------------	---------------	---	-------------------------

Code	Table 3:	GRAND TOTAL of Expenditures / Distributions based on TYPE OF CLAIMS (ALL Liquidation Accounts)	€5,960,124.94
e2+e3	Distribution	Entitlement of Employees to the 20% from Sale of Assets	3,912,281.15
e4	Distribution	Agency Administrative Tariff (5% of liquidation sales)	-
e1+sum(e4:e11)+e14+e17+e18+sum(e20:e33)	Expenditure	Costs of Selling or Otherwise Realizing the property or Assets, and liquidation expenses	1,461,945.42
e19+sum(e34:e39)	Expenditure	Payment of taxes (Personal Income Tax, Property Tax, VAT etc)	540,758.18
e15+e16	Expenditure	Expenses of the Liquidation Authority and any supporting Advisors	-
e12+e13	Expenditure	Secured Credit post reorganisation and Compensation Awards by the Special Chamber	-
e40	Expenditure	Reorganisation Expenses Incurred during the Liquidation	-
e41	Distribution	Secured Claims to the extent realised from Assets securing such claims	-
e42	Distribution	Claims for Ownership of specific Assets including Real Assets	-
e43:e45	Distribution	Wage claims for 3 months gross salary	-
e46:e48	Distribution	Severance pay unpaid at commencement of the Liquidation	21,681.46
Σ(e49:e65)	Distribution	Unsecured claims	23,458.73
e66	Distribution	Claims of Owners, Shareholders, founders, Participants or Partners	-
e67	Distribution	Surplus to the Government of Kosovo	-

j=Σe(68:80)	Time deposits	Currently in Time Deposit Accounts	€152,642,919.90
-------------	---------------	------------------------------------	-----------------

**DETAILED BREAKDOWN OF INCOME / RECEIPTS AND EXPENDITURES / DISTRIBUTIONS**

43%	A	Liquidation Trust Money (currently in the bank current accounts)	115,243,993.23
57%	B	Liquidation Trust Money (in time deposit accounts)	152,642,919.90
100%	C=A+B	GRAND TOTAL Liquidation Trust Money	€267,886,913.12

%

Code	Table 4:	GRAND TOTAL Income / Receipts (ALL Liquidation Accounts)	€273,847,038.06
i1	Income / Receipts	Liquidation Sale	49,420,230.13
i2	Income / Receipts	Interest earned	7,113,270.29
i3	Income / Receipts	Deposits transferred from bid deposit account	1,946,098.00
i4	Income / Receipts	Incoming VAT	532,714.35
i5	Income / Receipts	VAT Recovered from TAK	-
i6	Income / Receipts	Transfer of 75% from privatisation sales	211,231,900.22
i7	Income / Receipts	transfer of SOE Money in trust	2,745,027.15
i8	Income / Receipts	Transfer of cash deposits	23,028.70
i9	Income / Receipts	Transfer from SOE bank accounts	174,953.81
i10	Income / Receipts	Receipts from SOE debtors	-
i11	Income / Receipts	Receipts from SOE shares in other companies	-
i12	Income / Receipts	Rent Revenues	629,650.56
i13	Income / Receipts	Other Revenues	3,668.12
i14	Income / Receipts	Revenues created from returning goods in transit	-
i15	Income / Receipts	Revenues created from advance payments returned by other enterprises for advanced made before liquidation	-
i16	Income / Receipts	transfer from other trust accounts until maturity of time deposits	26,496.73

Code	Table 5:	GRAND TOTAL Expenditures / Distributions - all codes (ALL Liquidation Accounts)	€5,960,124.94
e1	Expenditure	Bank Charges	7,433.92
e2	Distribution	Transfer to Employees (BSPK)	2,805,069.17
e3	Distribution	Transfer to Employees (Retention)	1,107,211.98
e4	Distribution	Agency Administrative Tariff (5% of liquidation sales)	-
e5	Expenditure	Advance payments made by the SOE in liquidation	-
e6	Expenditure	Advertising Costs	262,741.89
e7	Expenditure	Cost of liquidation sale of assets	300.00
e8	Expenditure	Stationary, minor offices expenses, postage	-
e9	Expenditure	Storage, transportation of SOE records	-
e10	Expenditure	ADVANCE Petty Cash for minor liquidation costs	(178.85)
e11	Expenditure	CLOSED Petty Cash Actual Expenses for minor liquidation costs	54,472.92
e12	Expenditure	Secured Credit post reorganisation petition	-
e13	Expenditure	Compensation Awards by the Special Chamber of the Supreme Court	-
e14	Expenditure	Court Expenses	917.58
e15	Expenditure	Administrator Expenses	-
e16	Expenditure	Professional Service Providers	-
e17	Expenditure	Service Providers (Gross Payments)	860,813.87
e18	Expenditure	Service providers (NET payments)	11,430.00
e19	Expenditure	Personal Income Tax for Service Providers	2,997.50
e20	Expenditure	Professional Services	43,497.93
e21	Expenditure	Service for maintenance of assets	1,838.20
e22	Expenditure	Service for protection of property and assets	135,652.17
e23	Expenditure	Advance payment for official trips	-
e24	Expenditure	Official trips	494.98
e25	Expenditure	Rent Paid (Gross)	6,121.60
e26	Expenditure	Rent Paid (NET of taxes on rent)	34,402.42
e27	Expenditure	Goods	1,825.76
e28	Expenditure	Goods in transit before liquidation	-
e29	Expenditure	Services	930.00
e30	Expenditure	Water	1,727.26
e31	Expenditure	Electricity	30,941.38
e32	Expenditure	Waste	360.24
e33	Expenditure	Telecommunication (Internet, telephone)	6,222.15
e34	Expenditure	Tax withheld on rent paid	2,863.36
e35	Expenditure	Tax paid on rent received	5,799.20
e36	Expenditure	Property Municipal Tax	14,242.00
e37	Expenditure	Tax on Interest during liquidation	-
e38	Expenditure	Corporate Tax	-
e39	Expenditure	VAT paid to TAK	514,856.12
e40	Expenditure	Reorganisation Expenses Incurred during the Liquidation	-
e41	Distribution	Secured Creditors	-
e42	Distribution	Ownership of Assets Claims	-
e43	Distribution	Salaries (net) Preferential Creditors 3 salaries	-
e44	Distribution	Personal Income Tax (preferential creditors 3 salaries)	-
e45	Distribution	Pension contribution (for preferential creditors 3 salaries)	-
e46	Distribution	Severance Pay (net) Preferential Creditors	21,681.46
e47	Distribution	Personal Income Tax (preferential creditors severance payment)	-
e48	Distribution	Pension contribution (for preferential creditors severance payment)	-
e49	Distribution	Salaries (net) Unsecured Creditors	1,483.10
e50	Distribution	Personal Income Tax (unsecured creditors salaries)	-

e51	Distribution	Pension contribution Unsecured Creditors	927.53
e52	Distribution	Unsecured Creditors Borrowings	-
e53	Distribution	Advances Received in Cash by SOEs -Unsecured Creditors	-
e54	Distribution	Domestic Suppliers Unsecured Creditors	510.09
e55	Distribution	International Suppliers Unsecured Creditors	-
e56	Distribution	Property tax Unsecured Creditors	14,138.55
e57	Distribution	Tax on Rent Unsecured Creditors	-
e58	Distribution	Corporate Tax Unsecured Creditors	1,479.93
e59	Distribution	VAT Unsecured Creditors	1,126.60
e60	Distribution	Presumptive Tax Unsecured Creditors	-
e61	Distribution	Electricity Unsecured Creditors	1,779.89
e62	Distribution	Water Unsecured Creditors	670.25
e63	Distribution	Waste Unsecured Creditors	-
e64	Distribution	Telecommunication and Internet Unsecured Creditors	567.79
e65	Distribution	Other Unsecured Creditors	775.00
e66	Distribution	Claims of Owners, shareholders, founders, participants, partners in the SOE	-
e67	Distribution	Surplus to the Government of Kosovo	-

Code	Table 6:	GRAND TOTAL - CURRENTLY IN TIME DEPOSITS	€152,642,919.90
e68	Time deposits	time deposit 1 month	-
e69	Time deposits	time deposit 2 months	-
e70	Time deposits	time deposit 3 months	39,393,069.51
e71	Time deposits	time deposit 4 months	-
e72	Time deposits	time deposit 5 months	49,908,424.63
e73	Time deposits	time deposit 6 months	21,054,454.01
e74	Time deposits	time deposit 7 months	-
e75	Time deposits	time deposit 8 months	-
e76	Time deposits	time deposit 9 months	18,359,447.00
e77	Time deposits	time deposit 10 months	-
e78	Time deposits	time deposit 11 months	-
e79	Time deposits	time deposit 12 months	23,901,256.22
e80	Time deposits	time deposit various days	-
	Time deposits	IN TRANZIT time deposits that have matured but not yet returned to individual accounts	26,268.53
	Time deposits	IN TRANZIT time deposits interest for deposits that that have matured but not yet returned to individual accounts	-

report signed on 30-Jan-12  
 for the period as of 31-Dec-11

	<b>Table 4: SUMMARY OF PAYMENTS TO EMPLOYEES (BSPK) 20% from all privatisation and liquidation proceeds</b>	<b>AMOUNT</b>
<b>1+5</b>	<b>GRAND TOTAL paid to employees</b>	<b>€48,747,024.79</b>
<b>1=2+3+4</b>	<b>Paid from the privatisation proceeds</b>	<b>45,941,955.62</b>
2	Paid from Regular Spin Off Proceeds	34,349,411.40
3	Paid from Special Spin Off Proceeds	11,317,443.11
4	Paid from Employees Entitlement (privatisation proceeds)	275,101.11
<b>5=6+7</b>	<b>Paid from liquidation proceeds</b>	<b>2,805,069.17</b>
6	Paid from liquidation proceeds (directly from liquidation accounts)	2,805,069.17
7	Paid from Employees Entitlement (liquidation proceeds)	-

	<b>Table 4a: GRAND TOTAL transferred to Employees Entitlement trust accounts</b>	<b>€21,121,969.10</b>
	Employees Entitlement transferred to Employees trust account from PRIVATISATION Proceeds	20,014,757.12
	Employees Entitlement transferred to Employees trust account from LIQUIDATION Proceeds	1,107,211.98
	Employees Entitlement transferred to Employees trust account from SOE Trust Money Proceeds	1,474.74

**Avni J. Jashari, CA, CFE, IS**  
 Director of Finance and Budget  
 Privatisation Agency of Kosovo

30-Jan-12

**Adem Selishta**  
 Head of Funds Management Unit  
 Privatisation Agency of Kosovo

30-Jan-12

report signed on 30-Jan-12  
for the period as of 31-Dec-11

INTEREST EARNED WITH PAK ACCOUNTS IN CBK	Amount
Privatisation Trust Money	23,251,096.16
Liquidation Trust Money	7,113,271.29
SOE Money in Trust	356,479.90
SOE Commercialisation Money in Trust	266,560.66
SOE Employees Entitlement	115,258.01
Privatisation Bid Deposits	600,554.37
Privatisation Tender Submission Fee	77,171.68
Liquidation Bid Deposits	83,909.58
Liquidation Registration Fee	4,117.85
Liquidation Review Committee deposit	81.57
PAK Charter Capital	115,144.40
PAK Reserve Fund	114,514.51
Donor Money	438.76
<b>TOTAL INTEREST EARNED (since July 2003 to date)</b>	<b>€32,098,598.74</b>

Table 1a: Account Types in CBK	No. of active accounts	No. of closed accounts	Opened
Privatisation trust money accounts	766	79	845
Liquidation trust money accounts	181	5	186
SOE Money in Trust	139	1	140
SOE Commercialisation Money in Trust	17	0	17
Employees entitlement accounts	159	0	159
Privatisation bid deposit	1	0	1
Privatisation tender submission fee	1	0	1
Liquidation bid deposit	1	0	1
Liquidation tender submission fee	1	0	1
Liquidation Review Committee deposit	1	0	1
PAK Charter	1	0	1
PAK Reserve Fund	1	0	1
Donor Money	1	0	1
PAK Administrative Tariff	1	0	1
Time Deposit accounts	13	0	13
<b>TOTAL Number of Accounts in CBK</b>	<b>1284</b>	<b>85</b>	<b>1369</b>

AGENCIJA KOSOVARE E PRIVATIZIMIT / KOSOVSKA AGENCIJA ZA PRIVATIZACIJU / PRIVATISATION AGENCY OF KOSOVO DEPARTAMENTI I FINANCAVE DHE BUXHETIT / ODELJENJE ZA FINANSIJE I BUDZET / FINANCE AND BUDGET DEPARTMENT

PERMBLEDHJE E DEPOZITIMEVE ME AFAT NE BQK / PREGLED OROÇENJA U CBK / SUMMARY OF TIME DEPOSITS IN THE CBK RAPORTINE BAZA TE PARASE SE GATSHME / IZVESTAJ NA OSNOVI KEŠA / REPORT BASED ON CASH BASIS

PERIODA: 24 Aug 2010 - 31 Dec 2011

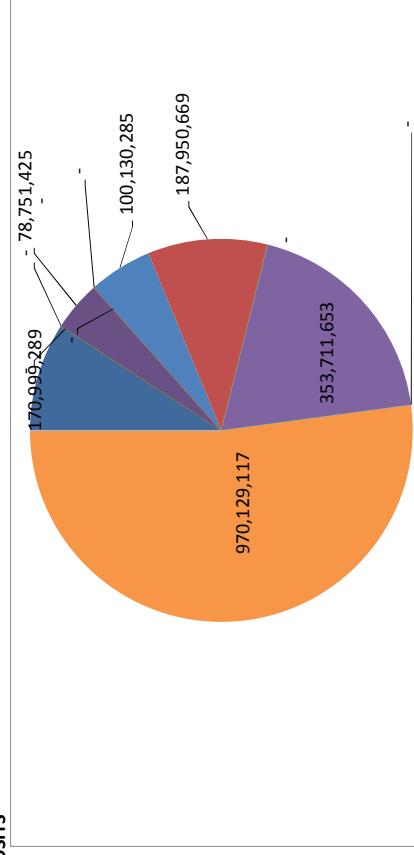
reference date 31-Dec-11

Nr. i depozitave No. of deposits Br. depozita	PERMBLEDHJE / PREGLED / SUMMARY	Shumat Amounts Imsos	Kamata Interest Kamata
31	depozita te maturuar / matured deposits / dospici depoziti	1,861,672,438	4,703,582
31	<b>GIJTHSEJ / UKUPNO/TOTAL</b>	<b>1,861,672,438</b>	<b>4,703,582</b>

Shumat Amounts Imsos	Kamata Interest Kamata
1,861,672	4,704
<b>1,861,672</b>	<b>4,704</b>

Tab. 2  
DIVERSIFIKIMI NE MOMENTIN E DEPOZITIMIT / DIVERSIFIKACIJA U MOMENTU DEPOZITA / DIVERSIFICATION AT THE TIME OF DEPOSITS

Nr. i llogarise Br. racuna Acc. number	Emri i llogarise se depozitit Ime racuna depozita Account Name of Deposits	Gjithsej shuma e depozitave maturuar Ukupno dospici depozita Total Deposits matured	Kamata kamata Interest	%
1000501000018230	PAK time deposit 12 months	170,999,289	1,389,578	30%
1000501000047912	PAK time deposit 11 months	-	-	-
1000501000047815	PAK time deposit 10 months	-	-	-
1000501000047718	PAK time deposit 9 months	78,751,425	642,480	14%
1000501000047621	PAK time deposit 8 months	-	-	-
1000501000047524	PAK time deposit 7 months	-	-	-
1000501000018327	PAK time deposit 6 months	100,130,285	437,987	9%
1000501000047437	PAK time deposit 5 months	187,950,669	993,943	21%
1000501000047330	PAK time deposit 4 months	-	-	-
1000501000018424	PAK time deposit 3 months	353,711,653	791,967	17%
1000501000018521	PAK time deposit 2 months	-	-	-
1000501000018618	PAK time deposit 1 month	970,129,117	447,627	10%
1000501000018715	PAK time deposit various days	-	-	-
<b>TOTAL</b>			<b>4,703,582</b>	<b>100%</b>



Tab. 3  
24 Aug 2010 - 31 Dec 2011

Kamata e fituar ne depozitat DERI ne 6 muaj Kamata zaradena na depozitima DO 6 meseci Interest earned in deposits UPTO 6 months	2,671,524	57%
Kamata e fituar ne depozitat MBI 6 muaj Kamata zaradena na depozitima PRERO 6 meseci Interest earned in deposits MORE than 6 months	2,032,058	43%
<b>TOTAL</b>	<b>4,703,582</b>	<b>100.0%</b>

Tab. 4  
PER / ZA / FOR: 2011

RAPORTI NE BAZA TE PARASE SE GATSHME / IZVESTAJ NA OSNOVI KEŠA / REPORT BASED ON CASH BASIS

	24 Aug 2010 - 31 Dec 2011	24 Aug 2010 - 31 Dec 2010	viti 2011
Kamatat ne llogaritje rrjedhese Kamatat u tekucim racunima Interest on current accounts	345,324	69,810	275,514
Kamatat ne depozita Kamatat u depozitima Interest on deposits	4,703,582	308,730	4,394,852
Gjithsej kamata Ukupno kamata / Total Interest	5,048,906	378,540	4,670,366

Tab. 5  
RAPORTI PER VITIN 2011 / IZVESTAJ ZA 2011 / REPORT FOR 2011

	Para e gjetshme / KEŠ / CASH BASIS	Aktuale / Aktuelni / Accrued	Gjithsej Ukupno Total
Kamata e fituar ne depozita / Zaradema kamata u depozitima / Interest earned on deposits	4,394,852	1,306,466	5,701,318
Mesatarja e depozitave Average of deposits	477,475,660		
Mesatarja e gjendjes se llogarive bankare Average of balance of accounts	557,351,307		
Perqindja e depozitave / llogarive rrjedhese percentage of deposits / current accounts	86%		

Kamata e fituara ne llog. rrjedhese / Zaradema kamata u tekucim racunima / Interest earned in current accounts	345,324	24 Aug 2010 - 31 Dec 2011
--	---------	---------------------------

Gjithsej shuma e depozitave maturuar Ukupno dospici depozita Total Deposits matured	1,861,672,438	24 Aug 2010 - 31 Dec 2011
Mesatarja e gjendjes se llogarive bankare Average of balance of accounts	538,505,427	period: 31 Aug 2010 - 31 Dec 2011
Qarkullimi i fondave / Cirkulacija fondova Turnover of funds	3.5	

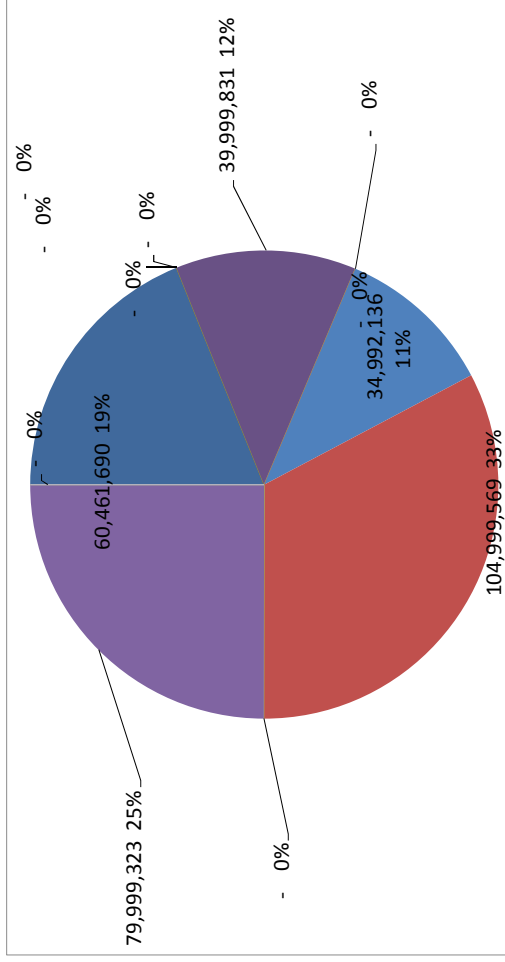


reference date 31-Dec-11

Tab. 1

DIVERSIFIKIMI NE MOMENTIN E DEPOZITIMIT  
 DIVERSIFIKACIJA U MOMENTU D DEPOZITA / DIVERSIFICATION AT THE TIME OF DEPOSITS

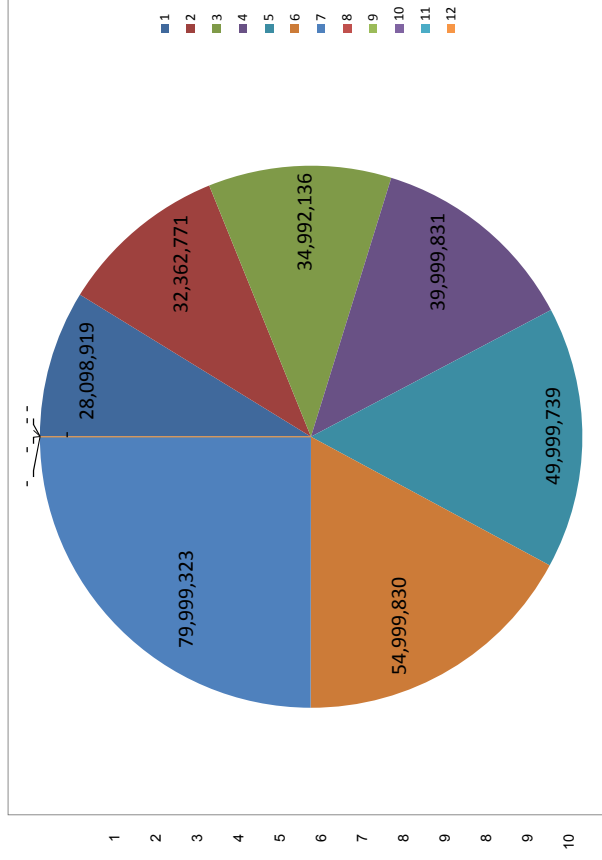
Nr. llogarise Br. racuna Acc. number	Emri i llogarise se depozitit Ime racuna depozita Account Name of Deposits	Gjithsej Depozita Ukupno na Oroçenje Total Deposits	%
1000501000018230	PAK time deposit 12 months	60,461,690	19%
1000501000047912	PAK time deposit 11 months	-	
1000501000047815	PAK time deposit 10 months	-	
1000501000047718	PAK time deposit 9 months	39,999,831	12%
1000501000047621	PAK time deposit 8 months	-	
1000501000047524	PAK time deposit 7 months	-	
1000501000018327	PAK time deposit 6 months	34,992,136	11%
1000501000047427	PAK time deposit 5 months	104,999,569	33%
1000501000047330	PAK time deposit 4 months	-	
1000501000018424	PAK time deposit 3 months	79,999,323	25%
1000501000018521	PAK time deposit 2 months	-	
1000501000018618	PAK time deposit 1 month	-	
1000501000018715	PAK time deposit various days	-	
<b>TOTAL</b>		<b>320,452,548</b>	<b>100%</b>



Tab. 2

MATURIMI SIPAS DITEVE TE MBETURA NE DEPOZIT KOHOR  
 DOSPËCE PREMA PREOSTALIM DANIMA U OROÇENJE / MATURITY BASED ON REMAINING DAYS IN DEPOSIT

Nr. diteve deri ne maturim No. days until maturity Br. dana do dospeca	Shumat qe maturohen Sume dospeca Amounts to mature	Maturime ne daten Dospice u datum To mature on date	Maturime ne muajin Dospice u mesec To mature in month	%
54	28,098,919	23-Feb-12	Feb-12	9%
111	32,362,771	20-Apr-12	Apr-12	10%
53	34,992,136	22-Feb-12	Feb-12	11%
199	39,999,831	17-Jul-12	Jul-12	12%
83	49,999,739	23-Mar-12	Mar-12	16%
87	54,999,830	27-Mar-12	Mar-12	17%
39	79,999,323	08-Feb-12	Feb-12	25%
0	-	00-Jan-00	Dec-11	
<b>320,452,548</b>				<b>100%</b>



NUMBER OF TRANSACTIONS BASED ON ACCOUNT TYPE 31-Dec-11

No.	PAK_Account_type	2003-2011		2003-2011		2003-2011		
		Income	Interest Income	Expenditure	Grand Total	Income	Expenditure	Grand Total
1	Privatisation	8,477	48,174	12,550	69,201			
2	Liquidation	3,823	10,066	6,646	20,535			
3	SOE money in trust	1,351	4,868	1,754	7,973			
4	Commercialisation	246	1,222	345	1,813			
5	Employees Entitlement	647	1,388	505	2,540			
6	Privatisation Bid Deposits	4,782	146	8,643	13,571			
7	Privatisation Tender Submission Fee	4,694	140	330	5,164			
8	Liquidation Bid Deposits	1,370	110	2,364	3,844			
9	Liquidation Registration Fee	1,219	106	77	1,402			
10	Liquidation Review Committee Deposit	131	21	110	262			
11	PAK Charter Capital	13	136	23	172			
12	PAK Reserve Fund	137	103	41	281			
13	Donor	11	76	16	103			
15	Time Deposit	10,280	17,144	6,002	33,426			
<b>GRAND TOTAL</b>		<b>37,181</b>	<b>83,700</b>	<b>39,406</b>	<b>160,287</b>			

		2011		2011		2011		
		Income	Interest Income	Expenditure	Grand Total	Income	Expenditure	Grand Total
		6,259	14,470	5,922	26,651			
		2,347	4,327	2,367	9,041			
		790	1,616	632	3,038			
		173	417	139	729			
		518	856	372	1,746			
		366	33	636	1,035			
		347	28	53	428			
		390	32	690	1,112			
		388	27	16	431			
		102	14	102	218			
		11	33	8	52			
		33	31	28	92			
		10	24	6	40			
		4,879	11,215	5,871	21,965			
		<b>16,613</b>	<b>33,123</b>	<b>16,842</b>	<b>66,578</b>			

		2003-2010		2003-2010		2003-2010		
		Income	Interest Income	Expenditure	Grand Total	Income	Expenditure	Grand Total
		2,218	33,704	6,628	42,550			
		1,476	5,739	4,279	11,494			
		561	3,252	1,122	4,935			
		73	805	206	1,084			
		129	532	133	794			
		4,416	113	8,007	12,536			
		4,347	112	277	4,736			
		980	78	1,674	2,732			
		831	79	61	971			
		29	7	8	44			
		2	103	15	120			
		104	72	13	189			
		1	52	10	63			
		5,401	5,929	131	11,461			
		<b>20,568</b>	<b>50,577</b>	<b>22,564</b>	<b>93,709</b>			

No.	PAK_Account_type	2003-2011		2003-2011		2003-2011		2003-2011		2003-2011		2003-2011	
		Grand Total	Grand Total	Grand Total	Grand Total	Grand Total	Grand Total	Grand Total	Grand Total	Grand Total	Grand Total	Grand Total	Grand Total
1	Privatisation	69,201	26,651	14,707	8,487	6,618	6,708	4,078	1,352	429	171		
2	Liquidation	20,535	9,041	4,560	2,571	2,256	1,721	384	2	-	-		
3	SOE money in trust	7,973	3,038	1,780	1,183	976	694	186	60	56	-		
4	Commercialisation	1,813	729	443	279	245	117	-	-	-	-		
5	Employees Entitlement	2,540	1,746	551	109	73	61	-	-	-	-		
6	Privatisation Bid Deposits	13,571	1,035	1,069	1,114	603	3,194	3,518	2,147	656	235		
7	Privatisation Tender Submission Fee	5,164	428	467	377	190	1,225	1,301	849	138	189		
8	Liquidation Bid Deposits	3,844	1,112	1,316	80	409	677	244	6	-	-		
9	Liquidation Registration Fee	1,402	431	535	17	22	263	128	6	-	-		
10	Liquidation Review Committee Deposit	262	218	41	3	-	-	-	-	-	-		
11	PAK Charter Capital	172	52	29	16	18	14	14	15	13	1		
12	PAK Reserve Fund	281	92	43	60	16	15	55	-	-	-		
13	Donor	103	40	29	15	13	6	-	-	-	-		
15	Time Deposit	33,426	21,965	11,461									
<b>GRAND TOTAL</b>		<b>160,287</b>	<b>66,578</b>	<b>37,031</b>	<b>14,311</b>	<b>11,439</b>	<b>14,695</b>	<b>9,908</b>	<b>4,437</b>	<b>1,292</b>	<b>596</b>		

**DETAILED STATEMENT OF CASH FLOW ACCORDING TO CATEGORY AND INDIVIDUAL ACCOUNTS IN CBK  
BALANCE AT THE BEGINNING OF PERIOD 1 JANUARY 2011, INFLOWS AND OUTFLOWS FOR PERIOD: 1 JANUARY TO 31 DECEMBER 2011**

Avni J. Jashari, CA, CFE, IS

Adem Selishta

Director of Finance and Budget  
Privatisation Agency of Kosovo

Head of Funds Management Unit  
Privatisation Agency of Kosovo

30-Jan-12

30-Jan-12

522,193,298.53

31-Dec-11 31-Dec-11 31-Dec-11

Account Name	Account Number	Type of Account	Acc.type no.	Balance as of 31 Dec 2010	Opening date	Closing date	Janar - December 2011			31-Dec-11			TOTAL current and time deposit acc.
							Sum of inflows	Sum of outflows	Balance of flows	Balance of current accounts	Balance of time deposits	2011	
1000500660703112	KTA SOE ARTIZANATI PZ	Commercialisation	4	45,571.20	16-Aug-07		94,974.58	76,201.65	76,201.65	18,772.93	27,200.12	27,200.12	45,973.05
1000500660703209	KTA SOE PROGRES FRUCTUS PRIZREN	Commercialisation	4	5,679.24	19-Jan-11		10,351.82	10,180.35	10,180.35	171.47	1,387.34	1,387.34	1,568.81
1000500660703306	KTA SOE TULLARA KAMENICE	Commercialisation	4	28,168.23	10-Feb-11		55,289.91	44,799.75	44,799.75	10,490.16	17,937.13	17,937.13	28,427.29
1000500660703403	KTA SOE BETONJERKA MITROVICE	Commercialisation	4	38,418.16	17-Aug-07		75,404.57	61,097.24	61,097.24	14,307.33	24,464.12	24,464.12	38,771.45
1000500660703597	KTA SOE COMMERCIALIZATION	Commercialisation	4	204,230.69	17-Aug-07		402,465.37	312,212.50	312,212.50	90,252.87	115,630.64	115,630.64	205,883.51
1000500660703694	KTA SOE FABRIKA E VAJIT ALCON FERIZAJ	Commercialisation	4	129,966.84	26-Oct-10		255,060.15	206,660.12	206,660.12	48,400.03	82,761.97	82,761.97	131,162.00
1000500660703791	KTA SOE FAN BESIANA	Commercialisation	4	10,130.25	26-Oct-10		40,325.44	36,552.96	36,552.96	3,772.48	6,450.87	6,450.87	10,223.35
1000500660703888	KTA SOE FAPOL CRK PODUJEVE	Commercialisation	4	68,029.29	28-Oct-10		155,022.40	128,809.74	128,809.74	26,212.66	51,114.33	51,114.33	77,326.99
1000500660703985	KTA SOE FARMA E PULAVE ADI LIPJAN	Commercialisation	4	86,423.27	28-Oct-10		187,065.80	154,881.30	154,881.30	32,184.50	55,033.57	55,033.57	87,218.07
1000500660704082	KTA SOE GUERAVICA FABRIKA E MOBILEVE	Commercialisation	4	3.70	2-Nov-10		9.70	6.00	6.00	3.70	-	-	3.70
1000500660704179	KTA SOE MINEX NERA IMPEX FERIZAJ	Commercialisation	4	90,760.27	3-Dec-10		178,120.77	144,321.46	144,321.46	33,799.31	57,795.55	57,795.55	91,594.86
1000500660704276	KTA SOE PROGRES ABI & ELIF PRIZREN	Commercialisation	4	28,817.68	19-Jan-11		334,274.41	325,653.20	325,653.20	8,621.21	293,252.54	293,252.54	301,873.75
1000500660704373	KTA SOE SHARR CEM HANI I ELEZIT	Commercialisation	4	2,610,938.17	21-Feb-11		6,921,959.87	6,204,052.25	6,204,052.25	717,907.62	2,202,565.51	2,202,565.51	2,920,473.13
1000500660704470	KTA SOE TERMOVENT DAJTI LIPJAN	Commercialisation	4	39,846.75	11-Feb-11		89,106.84	74,267.59	74,267.59	14,839.25	25,373.89	25,373.89	40,213.14
1000500660704567	KTA SOE TRUST ACC. EURO REMONT-REM.S	Commercialisation	4	130,263.86	10-Feb-11		246,786.52	201,703.80	201,703.80	45,082.72	86,297.20	86,297.20	131,379.92
1000500660704664	KTA SOE TULLARA FERIZAJ	Commercialisation	4	-	10-Feb-11		2,772.61	2,772.61	2,772.61	0.00	-	-	0.00
1000500660704761	KTA SOE ZDRUKTHARIA	Commercialisation	4	2,778.47	1-Feb-11		5,169.82	4,689.59	4,689.59	480.23	2,818.12	2,818.12	3,298.35
1000500660704858	KTA SOE EUROPIAN TRAINING FUND	Donor	13	8,358.72	26-Oct-10		16,297.75	12,659.34	12,659.34	3,638.41	4,796.29	4,796.29	8,434.70
1000500670020425	KTA SOE Employees 17 Nentori Peje	Employees Entitlement	5	914.08	10-Dec-09		95,030.21	94,799.43	94,799.43	230.78	690.31	690.31	921.09
1000500636002647	KTA SOE Employees Teka Commerce	Employees Entitlement	5	-	6-Oct-10		33,072.53	33,072.53	33,072.53	(0.00)	-	-	(0.00)
1000500637002520	KTA SOE Employees IMBB Sllosi, Xerxë Prizren	Employees Entitlement	5	453.13	20-Apr-10		67,012.75	66,898.31	66,898.31	114.44	342.21	342.21	456.65
1000500638002590	KTA SOE Employees Vet Station, Ferizaj	Employees Entitlement	5	-	6-Oct-10		6.00	6.00	6.00	-	-	-	-
1000500638002563	KTA SOE Employees Mustaf Goga, Ferizaj	Employees Entitlement	5	228,041.90	17-Aug-10		468,339.60	364,845.97	364,845.97	103,493.63	126,757.05	126,757.05	230,250.68
1000500640002536	KTA SOE Employees SHAH Kosova, Gjilan	Employees Entitlement	5	-	6-Oct-10		34,388.38	34,388.38	34,388.38	(0.00)	-	-	(0.00)
1000500642002579	KTA SOE Employees Auto Remont Mustaf Rexhe	Employees Entitlement	5	3.32	15-Feb-10		15,633.10	15,628.84	15,628.84	4.26	-	-	4.26
1000500643002552	KTA SOE Employees Ferizaj Car and Truck Serv	Employees Entitlement	5	5.89	6-Jul-09		27,289.91	27,282.36	27,282.36	7.55	-	-	7.55
1000500644002525	KTA SOE Employees Veterinary Station Vushtri	Employees Entitlement	5	-	11-Jul-07		6.00	6.00	6.00	-	-	-	-

Account Name	Account Number	Type of Account	Acc. type no.	Balance as of 31 Dec 2010	Opening date	Closing date	Sum of inflows	Sum of outflows	Balance of flows	Balance of current accounts	Balance of time deposits	TOTAL current and time deposit acc.
10005006450202595	KTA SOE Employees Mitrovacka	Employees Entitlement	5	-	11-Jul-07		6.00	6.00	6.00	-	-	-
1000500660706216	KTA SOE Employees Bottling Plant Suhareka	Employees Entitlement	5	-	15-Feb-10		6.00	6.00	6.00	-	-	-
1000500660706313	KTA SOE Employees Baranotja Popullore Feriza	Employees Entitlement	5	-	15-Feb-10		6.00	6.00	6.00	-	-	-
1000500660706410	KTA SOE Employees Kosovostrovina Warehouse	Employees Entitlement	5	-	25-Jun-10		6.00	6.00	6.00	-	-	-
1000500660706507	KTA SOE Employees Kosovostrovina Warehouse	Employees Entitlement	5	-	31-Aug-07		6.00	6.00	6.00	-	-	-
1000500660706604	KTA SOE Employees Kosovostrovina Warehouse	Employees Entitlement	5	-	31-Aug-07		6.00	6.00	6.00	-	-	-
1000500660706798	KTA SOE Employees Kosovostrovina Hekurishte	Employees Entitlement	5	-	31-Aug-07		6.00	6.00	6.00	-	-	-
1000500660706895	KTA SOE Employees Stacioni I Veterinarise Qend	Employees Entitlement	5	-	6-Oct-10		6.00	6.00	6.00	-	-	-
1000500660706992	KTA SOE Employees Llapj Shops	Employees Entitlement	5	-	12-Aug-10		6.00	6.00	6.00	-	-	-
1000500660709223	KTA SOE Employees Mirusha	Employees Entitlement	5	20,433.63	18-Aug-10		34,295.90	28,331.27	28,331.27	5,964.63	14,598.46	20,563.09
1000500660821258	KTA SOE Employees Rugova Warehouse	Employees Entitlement	5	-	6-Oct-10		6.00	6.00	6.00	-	-	-
10005010000033389	PAK SOE Employees NHTT Rugova	Employees Entitlement	5	119,882.66	17-Aug-10		246,208.03	191,800.89	191,800.89	54,407.14	66,636.68	121,043.82
1000501000013283	PAK SOE Employees Ramiz Sadiku	Employees Entitlement	5	4,105,042.38	6-Oct-10		8,450,409.74	6,578,759.50	6,578,759.50	1,871,650.24	2,273,170.02	4,144,820.26
1000501000013380	PAK SOE Employees KHT Kosova	Employees Entitlement	5	1,568,147.20	4-Mar-10		3,228,100.23	2,513,120.60	2,513,120.60	714,979.63	868,362.89	1,583,342.52
1000501000013962	PAK SOE Employees Energomontimi	Employees Entitlement	5	65,661.31	4-Mar-10		134,854.20	105,054.70	105,054.70	29,799.50	36,497.78	66,297.28
1000501000013768	PAK SOE Employees Stacioni Bujgesor	Employees Entitlement	5	101,951.69	4-Mar-10		209,383.49	163,114.04	163,114.04	46,269.45	56,669.76	102,939.21
1000501000013574	PAK SOE Employees Aromatik	Employees Entitlement	5	48,128.01	4-Mar-10		98,845.87	77,003.70	77,003.70	21,842.17	26,751.97	48,594.14
1000501000013865	PAK SOE Employees NIN Ramiz Sadiku Prizren	Employees Entitlement	5	261,022.35	4-Mar-10		536,636.11	418,174.48	418,174.48	118,461.63	145,069.55	263,551.18
1000501000013477	PAK SOE Employees 16 Qershor	Employees Entitlement	5	20,796.29	4-Mar-10		42,715.00	33,276.96	33,276.96	9,438.04	11,559.69	20,997.73
1000501000014059	PAK SOE Employees Kosovatrans Kamenicë	Employees Entitlement	5	16,169.99	4-Mar-10		33,230.26	25,859.42	25,859.42	7,370.84	8,956.00	16,326.84
1000501000014641	PAK SOE Employees Peja Brewery	Employees Entitlement	5	1,259,461.92	2-Apr-10		2,592,662.49	2,018,424.48	2,018,424.48	574,238.01	697,428.09	1,271,666.10
1000501000014544	PAK SOE Employees Anamorava	Employees Entitlement	5	95,433.95	2-Apr-10		195,997.83	152,686.44	152,686.44	43,311.39	53,046.94	96,358.33
1000501000014447	PAK SOE Employees Kosovahidroelektrika	Employees Entitlement	5	49,041.59	28-Jun-10		100,722.23	78,465.42	78,465.42	22,256.81	27,269.80	49,516.61
1000501000014738	PAK SOE Employees Trasing	Employees Entitlement	5	277,147.38	2-Apr-10		569,781.80	444,002.12	444,002.12	125,779.68	154,052.75	279,832.43
1000501000016581	PAK SOE Employees Plantacioni Ferizaj	Employees Entitlement	5	170,573.73	30-Aug-10		350,311.50	272,899.08	272,899.08	77,412.42	94,813.42	172,225.84
1000501000014835	PAK SOE Employees Agomorava	Employees Entitlement	5	139,259.40	15-Feb-10		286,001.65	222,800.77	222,800.77	63,200.88	77,407.39	140,608.27
1000501000016872	PAK SOE Employees Theranda	Employees Entitlement	5	295.29	6-Oct-10		516.25	412.80	412.80	103.45	194.33	297.78
1000501000020267	PAK SOE Employees KB Viti	Employees Entitlement	5	13,885.95	4-May-10		13,894.16	13,893.43	13,893.43	0.73	13,889.43	13,890.16
1000501000020364	PAK SOE Employees Bentskos	Employees Entitlement	5	22,688.50	15-Feb-10		22,699.36	22,698.16	22,698.16	1.20	22,694.16	22,695.36
1000501000020170	PAK SOE Employees Vefarm Viti	Employees Entitlement	5	5,766.08	6-Oct-10		5,771.83	5,771.53	5,771.53	0.30	5,767.53	5,767.83
1000501000022110	PAK SOE Employees Skivjani	Employees Entitlement	5	4,305.32	6-Oct-10		4,310.62	4,310.39	4,310.39	0.23	4,306.39	4,306.62
1000501000022207	PAK SOE Employees Orllan	Employees Entitlement	5	15,688.15	17-Aug-10		15,696.90	15,696.07	15,696.07	0.83	15,692.07	15,692.90
1000501000022304	PAK SOE Employees Universiteti i punëtorëve Fe	Employees Entitlement	5	184,176.17	6-Oct-10		184,235.94	184,226.22	184,226.22	9.72	184,222.22	184,231.94
1000501000022498	PAK SOE Employees Metalgrafika	Employees Entitlement	5	15,427.51	12-Aug-10		15,436.18	15,435.37	15,435.37	0.81	15,431.37	15,432.18
1000501000022013	PAK SOE Employees Prishtina	Employees Entitlement	5	41,208.10	30-Aug-10		41,224.59	41,222.41	41,222.41	2.18	41,218.41	41,220.59
1000501000020073	PAK SOE Employees Krikos	Employees Entitlement	5	53,221.54	25-Jun-10		53,241.65	53,238.84	53,238.84	2.81	53,234.84	53,237.65
1000501000023468	PAK SOE Employees AC Deçani	Employees Entitlement	5	35,470.35	10-Dec-09		35,485.08	35,483.21	35,483.21	1.87	35,479.21	35,481.08

Account Name	Account Number	Type of Account	Acc.type no.	Balance as of 31 Dec 2010	Opening date	Closing date	Sum of inflows	Sum of outflows	Balance of flows	Balance of current accounts	Balance of time deposits	TOTAL current and time deposit acc.
1000501000023662	PAK SOE Employees Teuta Vrelle	Employees Entitlement	5	12,658.18	6-Oct-10		12,666.01	12,665.34	12,665.34	0.67	12,661.34	12,662.01
1000501000023665	PAK SOE Employees AC Banja Istog	Employees Entitlement	5	22,849.16	10-Dec-09		22,860.09	22,858.88	22,858.88	1.21	22,854.88	22,856.09
1000501000023711	PAK SOE Employees AC Ferizaj	Employees Entitlement	5	71,264.04	10-Dec-09		71,289.62	71,285.86	71,285.86	3.76	71,281.86	71,285.62
1000501000023759	PAK SOE Employees Filigran	Employees Entitlement	5	71,598.49	14-Apr-10		71,624.18	71,620.40	71,620.40	3.78	71,616.40	71,620.18
1000501000024826	PAK SOE Employees Ingeniering	Employees Entitlement	5	181,937.92	28-Nov-10		181,993.01	181,983.41	181,983.41	9.60	181,983.41	181,993.01
1000501000024923	PAK SOE Employees Qarkullimi	Employees Entitlement	5	34,642.16	30-Aug-10		34,652.64	34,650.81	34,650.81	1.83	34,650.81	34,652.64
1000501000026960	PAK SOE Employees Therrtorja eksportuese	Employees Entitlement	5	60,229.30	6-Oct-10		60,247.54	60,244.36	60,244.36	3.18	60,244.36	60,247.54
1000501000026669	PAK SOE Employees Kulla	Employees Entitlement	5	15,300.13	3-Dec-10		15,304.77	15,303.96	15,303.96	0.81	15,303.96	15,304.77
1000501000027154	PAK SOE Employees Produkti	Employees Entitlement	5	62,397.13	30-Aug-10		62,416.01	62,412.72	62,412.72	3.29	62,412.72	62,416.01
1000501000026821	PAK SOE Employees Agroprodukti	Employees Entitlement	5	38,704.48	3-Dec-10		38,716.19	38,714.15	38,714.15	2.04	38,714.15	38,716.19
1000501000027057	PAK SOE Employees Bashkimi	Employees Entitlement	5	57,673.01	3-Dec-10		57,690.48	57,687.44	57,687.44	3.04	57,687.44	57,690.48
1000501000023953	PAK SOE Employees Unikoprojekt	Employees Entitlement	5	93,876.87	6-Oct-10		93,905.30	93,900.34	93,900.34	4.96	93,900.34	93,905.30
1000501000029482	PAK SOE EMPLOYEES PRINTEX	Employees Entitlement	5	-	30-Aug-10		236,624.88	236,612.36	236,612.36	12.52	236,606.36	236,618.88
1000501000027251	PAK SOE Employees Kaolini	Employees Entitlement	5	-	20-Apr-10		7,168.17	7,167.79	7,167.79	0.38	7,167.79	7,168.17
1000501000024341	PAK SOE Employees Sirkos	Employees Entitlement	5	-	6-Oct-10		43,799.88	43,797.57	43,797.57	2.31	43,797.57	43,799.88
1000501000027639	PAK SOE Employees Stacioni per mbrojtenje e bir	Employees Entitlement	5	-	6-Oct-10		3,937.24	3,937.03	3,937.03	0.21	3,937.03	3,937.24
1000501000024244	PAK SOE Employees Fabrika e Armatures Decan	Employees Entitlement	5	-	25-Mar-10		23,336.76	23,335.53	23,335.53	1.23	23,335.53	23,336.76
1000501000027642	PAK SOE Employees Stacioni Veterinres Skender	Employees Entitlement	5	-	6-Oct-10		2,152.76	2,152.65	2,152.65	0.11	2,152.65	2,152.76
1000501000027445	PAK SOE Employees KB Talinoc	Employees Entitlement	5	-	27-Apr-10		5,118.14	5,117.87	5,117.87	0.27	5,117.87	5,118.14
1000501000024147	PAK SOE Employees Banesa	Employees Entitlement	5	-	15-Feb-10		35,287.60	35,285.74	35,285.74	1.86	35,285.74	35,287.60
1000501000032974	PAK SOE Employees Malisigan	Employees Entitlement	5	-	12-Aug-10		106,993.15	106,987.50	106,987.50	5.65	106,981.50	106,987.15
1000501000032925	PAK SOE Employees XIQ Karaqeva	Employees Entitlement	5	-	26-Oct-10		97,650.33	97,645.18	97,645.18	5.15	97,639.18	97,644.33
1000501000031034	PAK SOE Employees KB Istog	Employees Entitlement	5	-	27-Apr-10		104,803.40	104,797.87	104,797.87	5.53	104,791.87	104,797.40
1000501000032780	PAK SOE Employees IMF Industria e mishit	Employees Entitlement	5	-	20-Apr-10		278,018.51	278,004.23	278,004.23	14.28	269,770.73	269,785.01
1000501000033168	PAK SOE Employees Ferma e shpezeve Ereniku	Employees Entitlement	5	-	12-Apr-10		23,596.01	23,594.77	23,594.77	1.24	23,588.77	23,590.01
1000501000032683	PAK SOE Employees Tregtia e Kosoves	Employees Entitlement	5	-	6-Oct-10		287,903.32	287,888.09	287,888.09	15.23	287,882.09	287,897.32
1000501000032198	PAK SOE Employees KB Kosova	Employees Entitlement	5	-	27-Apr-10		277,326.12	176,771.60	176,771.60	100,554.52	176,765.60	277,320.12
1000501000031131	PAK SOE Employees Agroultura	Employees Entitlement	5	-	15-Feb-10		193,675.06	193,664.82	193,664.82	10.24	193,658.82	193,669.06
1000501000030840	PAK SOE Employees Hidromont	Employees Entitlement	5	-	15-Apr-10		21,722.56	21,721.41	21,721.41	1.15	21,715.41	21,716.56
1000501000030937	PAK SOE Employees Agimi-Mishi	Employees Entitlement	5	-	28-Dec-09		22,949.95	22,948.74	22,948.74	1.21	22,942.74	22,943.95
1000501000030743	PAK SOE Employees Mulliri	Employees Entitlement	5	-	1-Feb-11		13,051.72	13,051.03	13,051.03	0.69	13,045.03	13,045.72
1000501000027348	PAK SOE Employees Bujku Rogana	Employees Entitlement	5	-	3-Dec-10		42,588.45	42,586.20	42,586.20	2.25	42,586.20	42,588.45
1000501000032489	PAK SOE Employees Prizrencoop	Employees Entitlement	5	-	22-Feb-11		168,752.39	168,743.48	168,743.48	8.91	168,737.48	168,746.39
1000501000033071	PAK SOE Employees Dobrusha	Employees Entitlement	5	-	4-Mar-10		77,015.93	77,011.87	77,011.87	4.06	77,005.87	77,009.93
1000501000032586	PAK SOE Employees Dardania	Employees Entitlement	5	-	4-Mar-10		134,204.40	134,197.32	134,197.32	7.08	134,191.32	134,198.40
1000501000031228	PAK SOE Employees Pionir	Employees Entitlement	5	-	30-Aug-10		20,259.69	20,259.69	20,259.69	-	20,253.69	20,253.69
1000501000034041	PAK SOE Employees Cycavica	Employees Entitlement	5	-	4-Mar-10		108,854.62	108,849.78	108,849.78	4.84	108,843.78	108,848.62

Account Name	Account Number	Type of Account	Acc.type no.	Balance as of 31 Dec 2010	Opening date	Closing date	Sum of inflows	Sum of outflows	Balance of flows	Balance of current accounts	Balance of time deposits	TOTAL current and time deposit acc.
1000501000033653	PAK SOE Employees Artizanati	Employees Entitlement	5	-	15-Feb-10		39,696.20	39,694.44	39,694.44	1.76	39,688.44	39,690.20
1000501000033459	PAK SOE Employees Modeli	Employees Entitlement	5	-	18-Aug-10		42,072.27	42,070.40	42,070.40	1.87	42,064.40	42,066.27
1000501000033265	PAK SOE Employees KB Drita	Employees Entitlement	5	-	23-Apr-10		22,853.81	22,852.79	22,852.79	1.02	22,846.79	22,847.81
1000501000033944	PAK SOE Employees Kosovaelektro	Employees Entitlement	5	-	25-Jun-10		78,872.99	78,869.48	78,869.48	3.51	78,863.48	78,866.99
1000501000016775	PAK SOE Employees Bujgësia	Employees Entitlement	5	-	4-Mar-10		2,072,795.66	1,128,293.00	1,128,293.00	944,502.66	184,958.00	1,129,460.66
1000501000033847	PAK SOE Employees Bujku Skenderaj	Employees Entitlement	5	-	4-Mar-10		6,868.97	4,576.00	4,576.00	2,292.97	-	2,292.97
1000501000031907	PAK SOE Employees Standard	Employees Entitlement	5	-	14-Feb-11		35,541.04	6.00	6.00	35,535.04	-	35,535.04
1000501000032004	PAK SOE Employees Fertrans	Employees Entitlement	5	-	14-Apr-10		49,222.28	6.00	6.00	49,216.28	-	49,216.28
1000501000032392	PAK SOE Employees Fabrika e Fares	Employees Entitlement	5	-	14-Feb-11		21,818.92	6.00	6.00	21,812.92	-	21,812.92
1000501000033750	PAK SOE Employees Transporti	Employees Entitlement	5	-	6-Oct-10		53,759.43	6.00	6.00	53,753.43	-	53,753.43
1000501000032877	PAK SOE Employees 19 Nentori	Employees Entitlement	5	-	10-Dec-09		6.00	6.00	6.00	-	-	-
1000501000033362	PAK SOE Employees Fabrika e pompave me pist	Employees Entitlement	5	-	6-Jul-09		19,008.69	6.00	6.00	19,002.69	-	19,002.69
1000501000033556	PAK SOE Employees Grafikos	Employees Entitlement	5	-	15-Apr-10		27,886.29	6.00	6.00	27,880.29	-	27,880.29
1000501000037436	PAK SOE Employees KB Dubrava	Employees Entitlement	5	-	27-Apr-10		1,492,558.98	994,349.07	994,349.07	498,209.91	59.39	498,269.30
1000501000039085	PAK SOE Employees Letnica	Employees Entitlement	5	-	12-Aug-10		59,212.56	29,586.00	29,586.00	29,626.56	-	29,626.56
1000501000038406	PAK SOE Employees Erozioni	Employees Entitlement	5	-	18-Mar-10		25,974.85	12,983.00	12,983.00	12,991.85	-	12,991.85
1000501000039182	PAK SOE Employees Nderimtari	Employees Entitlement	5	-	17-Aug-10		113,664.61	56,792.00	56,792.00	56,872.61	-	56,872.61
1000501000037824	PAK SOE Employees Decani	Employees Entitlement	5	-	4-Mar-10		45,928.47	30,596.59	30,596.59	15,331.88	-	15,331.88
1000501000037630	PAK SOE Employees Koritnik	Employees Entitlement	5	-	25-Jun-10		38,291.27	25,509.10	25,509.10	12,782.17	-	12,782.17
1000501000037727	PAK SOE Employees Kosovashped	Employees Entitlement	5	-	25-Jun-10		466,061.69	310,474.28	310,474.28	155,587.41	-	155,587.41
1000501000038794	PAK SOE Employees KB Lina Bardosh	Employees Entitlement	5	-	27-Apr-10		1,128,658.29	564,042.43	564,042.43	564,615.86	122.43	564,738.29
1000501000042674	PAK SOE Employees Morave e epërme	Employees Entitlement	5	-	18-Aug-10		125,845.51	62,878.00	62,878.00	62,967.51	-	62,967.51
1000501000042577	PAK SOE Employ Fab e vajit Penzaj	Employees Entitlement	5	-	26-Jul-11		386,464.08	192,593.00	192,593.00	192,871.08	-	192,871.08
1000501000042868	PAK SOE Employees Pashtriku Prishtinë	Employees Entitlement	5	-	30-Aug-10		35,253.92	17,615.00	17,615.00	17,638.92	-	17,638.92
1000501000043159	PAK SOE Employees Elan Vushitri	Employees Entitlement	5	-	4-Mar-10		16,864.26	8,427.00	8,427.00	8,437.26	-	8,437.26
1000501000043353	PAK SOE Employees TE Klina	Employees Entitlement	5	-	6-Oct-10		71,074.14	35,512.00	35,512.00	35,562.14	-	35,562.14
1000501000043532	PAK SOE Employees Magjistrala Prishtinë	Employees Entitlement	5	-	12-Aug-10		108,482.58	54,203.00	54,203.00	54,279.58	-	54,279.58
1000501000043256	PAK SOE Employees KB Likovci	Employees Entitlement	5	-	27-Apr-10		2,125.37	1,063.00	1,063.00	1,062.37	-	1,062.37
1000501000043450	PAK SOE Employees Komuna Prizren	Employees Entitlement	5	-	9-Jun-10		74,474.03	37,211.00	37,211.00	37,263.03	-	37,263.03
1000501000043935	PAK SOE Employees Prizrenmarket	Employees Entitlement	5	-	30-Aug-10		316,094.05	157,993.00	157,993.00	158,161.05	-	158,161.05
1000501000043838	PAK SOE Employ Zast Ramiz Sad Pejë	Employees Entitlement	5	-	26-Jul-11		400,347.33	200,089.00	200,089.00	200,258.33	-	200,258.33
1000501000043547	PAK SOE Employees Dardania Prizren	Employees Entitlement	5	-	4-Mar-10		175,426.00	87,676.00	87,676.00	87,750.00	-	87,750.00
1000501000043644	PAK SOE Employees 18 Nentori	Employees Entitlement	5	-	10-Dec-09		35,934.88	17,960.00	17,960.00	17,974.88	-	17,974.88
1000501000044032	PAK SOE Employ 28 Nentori Podujeve	Employees Entitlement	5	-	26-Jul-11		149,683.45	74,810.00	74,810.00	74,873.45	-	74,873.45
1000501000037533	PAK SOE Employees 1 Meji Rahovec	Employees Entitlement	5	-	10-Dec-09		90,373.23	45,155.00	45,155.00	45,218.23	-	45,218.23
1000501000038988	PAK SOE Employees SHAM Drita	Employees Entitlement	5	-	6-Oct-10		89,887.14	44,912.00	44,912.00	44,975.14	-	44,975.14
1000501000037921	PAK SOE Empl Lavertari-Blegjori	Employees Entitlement	5	-	15-Jun-11		151,597.52	75,768.00	75,768.00	75,829.52	-	75,829.52

Account Name	Account Number	Type of Account	Acc.type no.	Balance as of 31 Dec 2010	Opening date	Closing date	Sum of inflows	Sum of outflows	Balance of flows	Balance of current accounts	Balance of time deposits	TOTAL current and time deposit acc.
1000501000044226	PAK SOE Empl Ereniku Prodh Primare	Employees Entitlement	5	-	26-Jul-11		657,982.45	329,939.53	329,939.53	328,042.92	32,240.97	360,283.89
1000501000044129	PAK SOE Employees IDG Gjilan	Employees Entitlement	5	-	15-Apr-10		21,642.94	15,225.47	15,225.47	6,417.47	12,051.69	18,469.16
1000501000044323	PAK SOE Empl AgroKultura Mitrovce	Employees Entitlement	5	-	26-Jul-11		42,787.66	30,100.43	30,100.43	12,687.23	23,825.94	36,513.17
1000501000045002	PAK SOE Employees Qendresa Kamenic	Employees Entitlement	5	-	17-Sep-10		60,053.36	42,246.58	42,246.58	17,806.78	33,440.20	51,246.98
1000501000044808	PAK SOE Employees NBI Suhareka	Employees Entitlement	5	-	17-Aug-10		374,319.14	263,327.50	263,327.50	110,991.64	208,436.40	319,428.04
1000501000045390	PAK SOE Employees SHAM Iliri	Employees Entitlement	5	-	6-Oct-10		93,475.06	65,758.53	65,758.53	27,716.53	52,051.04	79,767.57
1000501000045196	PAK SOE Employees Flamme ing	Employees Entitlement	5	-	14-Apr-10		112,662.27	79,256.10	79,256.10	33,406.17	62,735.02	96,141.19
1000501000044905	PAK SOE Employees Urata	Employees Entitlement	5	-	6-Oct-10		1,520,283.18	1,069,494.82	1,069,494.82	450,788.36	846,556.66	1,297,345.02
1000501000037339	PAK SOE Employees Vinex	Employees Entitlement	5	-	6-Oct-10		2.00	2.00	2.00	-	-	-
1000501000038018	PAK SOE Employees Metal Holding	Employees Entitlement	5	-	12-Aug-10		2.00	2.00	2.00	-	-	-
1000501000042771	PAK SOE Empl Fab kepur komposit	Employees Entitlement	5	-	26-Jul-11		12,205.58	2.00	2.00	12,203.58	-	12,203.58
1000501000042965	PAK SOE Employees Tregjia Ferizaj	Employees Entitlement	5	-	6-Oct-10		2.00	2.00	2.00	-	-	-
1000501000038309	PAK SOE Employees Fab ushq kafsh	Employees Entitlement	5	-	25-Mar-10		6,344.60	2.00	2.00	6,342.60	-	6,342.60
1000501000038503	PAK SOE Employees NBI Rahoveci	Employees Entitlement	5	-	17-Aug-10		2.00	2.00	2.00	-	-	-
1000501000038697	PAK SOE Employees Klinapremix	Employees Entitlement	5	-	4-May-10		2.00	2.00	2.00	-	-	-
1000501000045584	PAK SOE EmployeesHeti Mineral	Employees Entitlement	5	-	26-Oct-10		13,504.31	9,501.00	9,501.00	4,003.31	7,520.50	11,523.81
1000501000045487	PAK SOE Employees KB Turigevci	Employees Entitlement	5	-	27-Apr-10		3,482.54	2,450.15	2,450.15	1,032.39	1,939.41	2,971.80
1000501000024050	PAK SOE Employees Feronikeli	Employees Entitlement	5	-	14-Apr-10		2,154,015.09	-	-	2,154,015.09	-	2,154,015.09
1000501000043741	PAK SOE Empl Barnat Pop Gjilan	Employees Entitlement	5	-	26-Jul-11		67,630.57	-	-	67,630.57	-	67,630.57
1000501000051404	AKP Nsh punoretë XIM Strezovci	Employees Entitlement	5	-	6-Dec-11		45,615.80	-	-	45,615.80	-	45,615.80
1000501000050919	AKP Nsh punoretë Dritheja	Employees Entitlement	5	-	6-Dec-11		234,726.98	-	-	234,726.98	-	234,726.98
1000500000051307	AKP Nsh punoretë Gadime Gurethyes	Employees Entitlement	5	-	6-Dec-11		18,080.48	-	-	18,080.48	-	18,080.48
1000501000051210	AKP Nsh punoretë Kosova Vera	Employees Entitlement	5	-	6-Dec-11		93,124.85	-	-	93,124.85	-	93,124.85
1000500660708738	KTA Liquidation Te Dardania	Liquidation	2	183,893.48	17-Oct-07		350,404.90	275,465.32	275,465.32	74,939.58	110,679.90	185,619.48
1000500660708835	KTA Liquidation Standard	Liquidation	2	353,663.26	17-Oct-07		683,831.79	545,765.76	545,765.76	138,066.03	218,345.93	356,411.96
1000500660709029	KTA Liquidation Boris Kidric Ulva	Liquidation	2	2,665,995.15	26-Nov-07		4,990,690.14	4,089,133.40	4,089,133.40	901,556.74	1,786,473.47	2,688,030.21
1000500660709126	KTA Liquidation Ac. Vushtrria	Liquidation	2	17,406.97	26-Nov-07		243,042.17	162,164.51	162,164.51	80,877.66	1,063.50	81,961.16
1000500660709902	KTA Liquidation Fejtranz	Liquidation	2	252,905.94	15-Jan-08		488,072.76	386,934.66	386,934.66	101,138.10	154,393.69	255,531.79
1000500660812327	KTA Liquidation Poljoiprivreda Kb Kosova	Liquidation	2	5,323,125.51	15-Jan-08		12,041,763.84	11,327,729.30	11,327,729.30	714,034.54	5,784,219.36	6,498,253.90
1000500660821161	KTA Liquidation Barnatorja Popullore	Liquidation	2	987,155.24	21-Mar-08		1,927,939.30	1,553,568.79	1,553,568.79	374,380.51	622,192.55	996,573.06
1000500660821355	KTA Liquidation Grafikos	Liquidation	2	423,600.48	21-Mar-08		824,274.61	660,002.91	660,002.91	164,271.70	263,324.09	427,595.79
1000500660821549	KTA Liquidation Imk Pipe Factory	Liquidation	2	3,578,951.00	21-Mar-08		7,012,952.19	5,686,809.31	5,686,809.31	1,326,142.88	2,284,963.13	3,611,106.01
1000500660821646	KTA Liquidation Meat Factory	Liquidation	2	-	21-Mar-08		1,698,801.37	210,380.68	210,380.68	1,488,420.69	151,575.92	1,639,996.61
1000500660821840	KTA Liquidation Theranda	Liquidation	2	1,560,278.85	21-Mar-08		3,043,191.37	2,460,023.18	2,460,023.18	583,168.19	991,066.13	1,574,254.32
1000500660822131	KTA Liquidation Elan	Liquidation	2	788,669.12	21-Mar-08		1,539,260.67	1,238,635.36	1,238,635.36	300,625.31	495,481.32	796,106.63
1000500660822713	KTA Liquidation Transporti	Liquidation	2	740,281.43	21-Mar-08		1,444,055.85	1,161,792.91	1,161,792.91	282,262.94	464,984.57	747,247.51
1000500660822907	KTA Liquidation Komuna	Liquidation	2	2,451,314.71	21-Mar-08		5,092,271.33	3,625,728.88	3,625,728.88	1,466,542.45	1,243,679.24	2,710,221.69

Account Name	Account Number	Type of Account	Acc. type no.	Balance as of 31 Dec 2010	Opening date	Closing date	Sum of inflows	Sum of outflows	Balance of flows	Balance of current accounts	Balance of time deposits	TOTAL current and time deposit acc.
100050060823198	KTA Liquidation 18 Nentori	Liquidation	2	1,748,647.70	21-Mar-08		3,579,678.86	2,915,352.61	2,915,352.61	664,326.25	1,087,482.74	1,751,808.99
100050060824168	KTA Liquidation Iq Balkan	Liquidation	2	2,596,626.62	21-Mar-08		5,075,738.54	4,114,107.54	4,114,107.54	961,631.00	1,660,445.55	2,622,076.55
100050060824459	KTA Liquidation Kinemaja E Qytetit	Liquidation	2	223,870.57	9-May-08		446,322.53	353,061.07	353,061.07	93,261.46	138,268.93	231,530.39
100050060824556	KTA Liquidation Anamorava	Liquidation	2	512,406.10	9-May-08		995,888.43	798,381.03	798,381.03	197,507.40	319,875.18	517,382.58
1000510000001046	KTA Liquidation 19 Qershori	Liquidation	2	706,760.24	26-Sep-05		1,388,698.53	1,118,918.65	1,118,918.65	269,779.88	442,992.22	712,772.10
1000510000001143	KTA Liquidation 19 Nentori	Liquidation	2	588,983.46	26-Sep-05		1,169,911.21	1,062,740.18	1,062,740.18	107,171.03	365,817.07	472,988.10
1000510000001240	KTA Liquidation Montazhi i Kosoves	Liquidation	2	173,432.73	26-Sep-05		342,713.86	271,428.24	271,428.24	71,285.62	103,902.34	175,187.96
1000510000001337	KTA Liquidation Energoinvest	Liquidation	2	1,111,954.38	26-Sep-05		2,187,990.91	1,766,891.61	1,766,891.61	421,099.30	701,375.26	1,122,474.56
1000510000001434	KTA Liquidation Termosistemi	Liquidation	2	178,020.24	26-Sep-05		342,460.83	289,652.16	289,652.16	72,808.67	106,650.14	179,458.81
1000510000001531	KTA Liquidation Eng Beton	Liquidation	2	372,222.15	12-Oct-05		723,158.32	578,090.72	578,090.72	145,067.60	230,606.40	375,674.00
1000510000001628	KTA Liquidation Wood Combine	Liquidation	2	2,254,586.16	12-Oct-05		4,402,990.60	3,570,042.96	3,570,042.96	832,947.64	1,442,134.64	2,275,082.28
1000510000001725	KTA Liquidation Kosovoplast	Liquidation	2	1,372,167.34	12-Oct-05		2,685,941.28	2,168,906.85	2,168,906.85	517,034.43	867,365.71	1,384,400.14
1000510000001822	KTA Liquidation Derma Commerce Mitrovice	Liquidation	2	363,339.85	1-Nov-05		768,726.50	626,705.54	626,705.54	142,020.96	224,903.91	366,924.87
1000510000002016	KTA Liquidation Imkos	Liquidation	2	177,062.80	24-Nov-05		340,411.89	267,745.90	267,745.90	72,665.99	106,329.92	178,995.91
1000510000002113	KTA Liquidation Pionir	Liquidation	2	317,973.60	24-Nov-05		640,522.24	578,811.94	578,811.94	61,710.30	191,183.35	252,893.65
1000510000002307	KTA Liquidation Printing Company Progressi Mitrov	Liquidation	2	233,971.51	8-Dec-05		450,528.15	356,851.43	356,851.43	93,676.72	142,545.86	236,222.58
1000510000002404	KTA Liquidation Of Soe 17 Nentori	Liquidation	2	6,951,131.15	8-Dec-05		14,983,390.56	11,084,448.97	11,084,448.97	3,918,941.59	3,215,334.20	7,134,275.79
1000510000002598	KTA Liquidation Universal	Liquidation	2	215,651.47	15-Dec-05		418,637.14	332,183.52	332,183.52	86,453.62	128,520.90	214,974.52
1000510000002695	KTA Liquidation Bottling Plant	Liquidation	2	598,749.82	15-Dec-05		1,170,943.88	941,240.70	941,240.70	229,703.18	374,459.12	604,162.30
1000510000002792	KTA Liquidation Ngib Kosova	Liquidation	2	3,154,499.97	26-Dec-07		6,171,145.48	5,002,879.87	5,002,879.87	1,168,265.61	2,015,380.84	3,183,646.45
1000510000002889	KTA Liquidation Imbb Sillosi Xerxe	Liquidation	2	2,793,385.48	15-Dec-05		5,462,015.63	4,428,108.21	4,428,108.21	1,033,907.42	1,785,042.97	2,818,950.39
1000510000002986	KTA Liquidation Trepca Confection Mit	Liquidation	2	353,837.20	19-Jan-06		700,031.55	561,856.90	561,856.90	138,174.65	218,899.15	357,073.80
1000510000003180	KTA Liquidation Perparimi Construct Mitrovice	Liquidation	2	-	15-Feb-06		6.00	6.00	6.00	-	-	-
1000510000003277	KTA Liquidation Ringov	Liquidation	2	206,217.96	15-Feb-06		395,585.43	312,403.94	312,403.94	83,181.49	124,895.63	208,077.12
1000510000003374	KTA Liquidation Teuta Textile	Liquidation	2	55,727.97	15-Feb-06		108,856.48	79,311.13	79,311.13	29,545.35	27,069.19	56,614.54
1000510000003471	KTA Liquidation Lemkos Metal Mitrovice	Liquidation	2	3,580,354.84	15-Feb-06		7,034,655.44	5,706,588.90	5,706,588.90	1,328,066.54	2,284,942.25	3,613,008.79
1000510000003665	KTA Liquidation Luboten Brick Gjilan	Liquidation	2	-	15-Feb-06		6.00	6.00	6.00	-	-	-
1000510000003762	KTA Liquidation Klus Textile Prishtine	Liquidation	2	107,555.23	15-Feb-06		207,700.67	161,292.47	161,292.47	46,408.20	62,068.52	108,476.72
1000510000003859	KTA Liquidation Of Soe Bicycle Factory Unis	Liquidation	2	1,857,229.20	15-Feb-06		3,636,184.46	2,938,015.22	2,938,015.22	698,169.24	1,176,075.72	1,874,244.96
1000510000004053	KTA Liquidation Luboten Brick	Liquidation	2	456,086.42	7-Mar-06		899,448.20	722,793.10	722,793.10	176,655.10	284,010.36	460,665.46
1000510000004150	KTA Liquidation N.T.P. Teuta Gjilan	Liquidation	2	-	7-Mar-06		6.00	6.00	6.00	-	-	-
1000510000004247	KTA Liquidation Fazila	Liquidation	2	2,909,194.68	18-Apr-06		5,689,979.01	4,613,282.77	4,613,282.77	1,076,696.24	1,859,171.59	2,935,867.83
1000510000004344	KTA Liquidation Farmed	Liquidation	2	2,093,221.52	18-Apr-06		4,090,435.17	3,317,608.55	3,317,608.55	772,826.62	1,339,564.33	2,112,390.95
1000510000004441	KTA Liquidation Ekonomia E Peshkatarise	Liquidation	2	148,183.27	18-Apr-06		435,713.71	374,174.96	374,174.96	61,538.75	87,939.60	149,478.35
1000510000004538	KTA Liquidation Den Des, Mitrovica Fi 891/89	Liquidation	2	412,114.00	18-Apr-06		1,463,427.36	1,063,139.86	1,063,139.86	400,287.50	-	400,287.50
1000510000004635	KTA Liquidation Perparimi, Mitrovica Fi 799/89	Liquidation	2	1,229,421.93	18-Apr-06		2,423,630.06	1,959,036.87	1,959,036.87	464,593.19	776,384.59	1,240,977.78
1000510000004732	KTA Liquidation E.T.M.M.K.	Liquidation	2	-	18-Apr-06		6.00	6.00	6.00	-	-	-



Account Name	Account Number	Type of Account	Acc.type no.	Balance as of 31 Dec 2010	Opening date	Closing date	Sum of inflows	Sum of outflows	Balance of flows	Balance of current accounts	Balance of time deposits	TOTAL current and time deposit acc.
1000510000004829	KTA Liquidation Textile Company "Vushitex" Vush	Liquidation	2	790,951.87	18-May-06		3,416,099.65	3,162,183.42	3,162,183.42	253,916.23	961,995.02	1,215,911.25
1000510000004926	KTA Liquidation Nak 1 Maji, Mitrovicë Fi 1420/94	Liquidation	2	603,818.28	18-May-06		1,176,647.42	945,219.30	945,219.30	231,428.12	378,007.50	609,435.62
1000510000005023	KTA Liquidation Eurometal	Liquidation	2	1,377,356.82	18-May-06		2,695,540.85	2,176,053.67	2,176,053.67	519,487.18	870,670.33	1,390,157.51
1000510000005120	KTA Liquidation Stacioni Bujgesor	Liquidation	2	-	18-May-06		6.00	6.00	6.00	-	-	-
1000510000005217	KTA Liquidation Kosovajia Bread Factory	Liquidation	2	1,173,739.25	2-Jun-06		1,957,208.81	1,656,031.04	1,656,031.04	301,177.77	879,569.48	1,180,747.25
1000510000005314	KTA Liquidation Plastika	Liquidation	2	1,956,286.64	2-Jun-06		3,838,794.96	3,103,915.52	3,103,915.52	734,879.44	1,239,329.89	1,974,209.33
1000510000005411	KTA Liquidation Drenica, Skenderaj Mitrovica Fi 8	Liquidation	2	320,069.58	12-Jun-06		665,302.83	543,488.50	543,488.50	121,814.33	201,402.89	323,217.22
1000510000005508	KTA Liquidation Elast	Liquidation	2	473,989.40	12-Jun-06		921,426.75	738,488.75	738,488.75	182,938.00	295,170.48	478,108.48
1000510000005605	KTA Liquidation Kompresori	Liquidation	2	616,419.30	12-Jun-06		1,202,202.53	966,217.44	966,217.44	235,985.09	385,773.56	621,758.65
1000510000005702	KTA Liquidation Mustate Coga	Liquidation	2	1,750,306.36	12-Jun-06		3,921,222.44	3,262,975.54	3,262,975.54	658,246.90	1,107,418.69	1,765,665.59
1000510000005896	KTA Liquidation Rugova	Liquidation	2	355,927.02	12-Jun-06		690,441.71	551,436.14	551,436.14	139,005.57	220,230.35	359,235.92
1000510000005993	KTA Liquidation Kosova Hidroteknika	Liquidation	2	430,270.07	21-Jun-06		846,856.05	679,631.10	679,631.10	167,224.95	267,383.81	434,608.76
1000510000006090	KTA Liquidation Ramiz Sadiku	Liquidation	2	3,153,185.80	13-Jul-06		6,206,893.06	4,389,704.02	4,389,704.02	1,817,189.04	1,382,456.11	3,199,645.15
1000510000006187	KTA Liquidation Ferronikli	Liquidation	2	26,321,233.33	21-Jul-06		57,858,562.14	48,052,833.76	48,052,833.76	9,805,728.38	16,756,874.01	26,562,602.39
1000510000006284	KTA Liquidation Teka Commerce	Liquidation	2	1,388,583.01	21-Jul-06		2,722,503.38	2,199,037.86	2,199,037.86	523,465.52	877,819.27	1,401,284.79
1000510000006381	KTA Liquidation Vnex	Liquidation	2	-	9-Aug-06		6.00	6.00	6.00	-	-	-
1000510000006478	KTA Liquidation Bott Non Alc. Drinks Suh.	Liquidation	2	-	9-Aug-06	30-Nov-09	6.00	6.00	6.00	-	-	-
1000510000006575	KTA Liquidation Printeks Prizren	Liquidation	2	-	9-Aug-06	30-Nov-09	6.00	6.00	6.00	-	-	-
1000510000006672	KTA Liquidation Filigran Prizren	Liquidation	2	-	9-Aug-06	30-Nov-09	6.00	6.00	6.00	-	-	-
1000510000006769	KTA Liquidation Sematori	Liquidation	2	388,026.34	15-Aug-06		754,245.67	603,209.65	603,209.65	151,036.02	240,422.55	391,458.57
1000510000006866	KTA Liquidation Celiku	Liquidation	2	1,696,208.18	15-Sep-06		3,496,477.18	2,868,137.52	2,868,137.52	638,339.66	1,073,713.31	1,712,052.97
1000510000006963	KTA Liquidation Kosovatrans	Liquidation	2	89,807.26	15-Sep-06		172,300.38	132,020.24	132,020.24	40,280.14	50,393.19	90,673.33
1000510000007060	KTA Liquidation Printeks	Liquidation	2	2,767,617.19	26-Sep-06		5,346,529.42	4,354,618.13	4,354,618.13	991,911.29	1,800,419.50	2,792,330.79
1000510000007157	KTA Liquidation Tefik Canka	Liquidation	2	3,693,166.76	26-Sep-06		7,232,880.48	5,863,979.36	5,863,979.36	1,368,901.12	2,358,400.77	3,727,301.89
1000510000007351	KTA Liquidation Bott. Non Alc. Drinks Suh	Liquidation	2	744,542.27	26-Sep-06		1,453,608.67	1,169,637.64	1,169,637.64	283,971.03	467,697.42	751,668.45
1000510000007448	KTA Liquidation Filigran	Liquidation	2	773,797.03	26-Sep-06		1,630,390.15	1,380,379.96	1,380,379.96	250,010.19	530,259.26	780,269.45
1000510000007545	KTA Liquidation Vnex	Liquidation	2	626,432.60	26-Sep-06		1,224,333.17	984,240.78	984,240.78	240,092.39	392,485.78	632,578.17
1000510000007739	KTA Liquidation Stacioni Per Perparimin E Bujges	Liquidation	2	781,995.69	30-Nov-06		1,529,887.94	1,231,864.49	1,231,864.49	298,023.45	491,548.41	789,571.86
1000510000007836	KTA Liquidation Integj	Liquidation	2	6,372,915.81	13-Dec-06		13,920,592.45	11,187,078.35	11,187,078.35	2,733,514.10	4,471,707.98	7,205,222.08
1000510000007933	KTA Liquidation Mirusha	Liquidation	2	105,203.89	13-Dec-06		235,656.19	189,524.04	189,524.04	46,132.15	60,403.98	106,536.13
1000510000008030	KTA Liquidation Kosovo Construction, Vushtri	Liquidation	2	666,213.26	11-Jan-07		1,302,438.42	1,047,890.85	1,047,890.85	254,547.57	417,073.58	671,621.15
1000510000008127	KTA Liquidation Banesa	Liquidation	2	732,513.04	29-Jan-07		1,416,111.64	1,249,349.16	1,249,349.16	166,762.48	475,011.82	641,774.30
1000510000008224	KTA Liquidation Ekoplasi	Liquidation	2	129,073.92	29-Jan-07		216,342.24	170,715.69	170,715.69	45,626.55	58,624.58	104,251.13
1000510000008321	KTA Liquidation It Sharmeks	Liquidation	2	266,893.09	29-Jan-07		517,978.11	411,465.11	411,465.11	106,513.00	163,272.25	269,785.25
1000510000008418	KTA Liquidation Kosova Control	Liquidation	2	69,656.22	29-Jan-07		177,826.22	127,458.59	127,458.59	50,367.63	4,115.36	54,482.99
1000510000008515	KTA Liquidation Kosova Tex	Liquidation	2	2,674,469.18	29-Jan-07		5,232,842.34	4,242,219.42	4,242,219.42	990,622.92	1,708,651.50	2,699,274.42
1000510000008612	KTA Liquidation Nbi Rahoveci	Liquidation	2	4,889,829.74	8-Feb-07		9,615,887.47	7,770,128.93	7,770,128.93	1,845,758.54	3,124,318.33	4,970,076.87

Account Name	Account Number	Type of Account	Acc.type no.	Balance as of 31 Dec 2010	Opening date	Closing date	Sum of inflows	Sum of outflows	Balance of flows	Balance of current accounts	Balance of time deposits	TOTAL current and time deposit acc.
1000510000008709	KTA Liquidation Farmakos	Liquidation	2	2,577,448.35	8-Feb-07		4,974,625.54	4,070,373.43	4,070,373.43	904,252.11	1,746,928.41	2,651,180.52
1000510000008806	KTA Liquidation Aromatik	Liquidation	2	522,757.80	8-Feb-07		1,047,783.82	823,054.21	823,054.21	224,729.61	328,045.72	552,775.33
1000510000008903	KTA Liquidation Shari Ileri	Liquidation	2	34,474.27	8-Feb-07		55,677.53	48,343.47	48,343.47	7,334.06	18,390.08	25,724.14
1000510000009097	KTA Liquidation Fabrika E Letres Kartucit Dhe Art	Liquidation	2	269,252.26	19-Feb-07		560,158.74	462,918.77	462,918.77	97,239.97	162,389.96	259,629.93
1000510000009194	KTA Liquidation Npqi Vrella	Liquidation	2	163,274.98	7-Mar-07		314,389.67	246,701.67	246,701.67	67,688.00	97,094.91	164,782.91
1000510000009291	KTA Liquidation Ac. Tallinovi	Liquidation	2	87,132.25	7-Mar-07		182,848.95	155,518.38	155,518.38	27,330.57	40,116.68	67,447.25
1000510000009388	KTA Liquidation Metal Holding	Liquidation	2	471,716.73	19-Mar-07		1,038,852.25	857,009.17	857,009.17	181,843.08	293,963.81	475,806.89
1000510000009485	KTA Liquidation Plastic Factory	Liquidation	2	822,960.84	27-Mar-07		1,756,565.57	1,426,673.36	1,426,673.36	329,892.21	554,111.39	884,003.60
1000510000009582	KTA Liquidation Kb Orilani	Liquidation	2	134,830.17	27-Mar-07		260,921.13	203,560.72	203,560.72	57,360.41	78,383.57	135,743.98
1000510000009679	KTA Liquidation Kosova Sirovina	Liquidation	2	1,553,641.15	27-Mar-07		3,303,846.13	2,512,291.51	2,512,291.51	791,554.62	999,540.93	1,791,095.55
1000510000009776	KTA Liquidation Mustate Rexhepi	Liquidation	2	1,733,033.47	4-Apr-07		3,395,337.56	2,743,145.95	2,743,145.95	652,191.61	1,097,163.70	1,749,355.31
1000510000009873	KTA Liquidation Ramadan Agushi	Liquidation	2	-	4-Apr-07		330,007.82	47,244.08	47,244.08	282,763.74	23,130.00	305,893.74
1000510000009970	KTA Liquidation Barnatorja Popullore	Liquidation	2	526,368.95	4-Apr-07		1,036,855.12	834,056.75	834,056.75	202,798.37	328,765.99	531,564.36
1000510000010067	KTA Liquidation Metalografika	Liquidation	2	108,847.57	4-Apr-07		206,888.19	159,745.52	159,745.52	47,142.67	62,890.77	110,033.44
1000510000010164	KTA Liquidation Shah Kosova	Liquidation	2	1,471,510.93	4-Apr-07		2,866,087.70	2,331,387.24	2,331,387.24	554,700.46	930,627.45	1,485,327.91
1000510000010261	KTA Liquidation Nh Drita	Liquidation	2	1,729,394.48	4-Apr-07		3,495,120.11	2,824,433.71	2,824,433.71	670,686.40	1,094,846.05	1,765,532.45
1000510000010358	KTA Liquidation Stacioni i Valerimarit	Liquidation	2	370,704.21	4-Apr-07		760,797.52	615,981.33	615,981.33	144,816.19	229,639.62	374,455.81
1000510000010455	KTA Liquidation 28 Nentori	Liquidation	2	7,666,007.11	18-Apr-07		15,071,525.06	12,233,478.67	12,233,478.67	2,838,046.39	4,904,503.67	7,742,550.06
1000510000010649	KTA Liquidation Magjistrala	Liquidation	2	131,086.92	4-May-07		2,279,170.81	1,879,429.79	1,879,429.79	399,741.02	945,220.47	1,344,961.49
1000510000010746	KTA Liquidation Sloga	Liquidation	2	11,478,623.48	4-May-07		22,532,164.89	18,259,918.87	18,259,918.87	4,272,246.02	7,312,313.11	11,584,559.13
1000510000010843	KTA Liquidation Ac. Lavra	Liquidation	2	129,451.36	22-May-07		246,010.15	191,285.25	191,285.25	54,724.90	76,011.18	130,736.08
1000510000011037	KTA Liquidation T.H.E. Pashtriku	Liquidation	2	1,641,895.15	22-May-07		3,213,723.72	2,595,812.84	2,595,812.84	617,910.88	1,039,126.97	1,657,037.85
1000510000011134	KTA Liquidation Imin Brck Factory	Liquidation	2	4,900,584.05	22-May-07		9,594,832.91	7,776,485.45	7,776,485.45	1,818,347.46	3,127,276.57	4,945,624.03
1000510000011231	KTA Liquidation Seed Factory	Liquidation	2	170,277.72	22-May-07		325,369.69	255,549.08	255,549.08	69,820.61	102,009.51	171,830.12
1000510000011328	KTA Liquidation Klinapremix	Liquidation	2	255,576.72	22-May-07		493,743.36	392,147.53	392,147.53	101,595.83	156,327.20	257,923.03
1000510000011522	KTA Liquidation Nsh Lavertari Blegjori	Liquidation	2	2,210,465.59	30-May-07		4,302,483.40	3,611,271.70	3,611,271.70	691,211.70	1,644,214.65	2,335,426.35
1000510000011619	KTA Liquidation Trasing	Liquidation	2	2,868,480.97	30-May-07		5,646,173.35	4,587,669.75	4,587,669.75	1,058,503.60	1,833,774.91	2,892,278.51
1000510000011813	KTA Liquidation Ramiz Sediku	Liquidation	2	19,739,058.39	30-May-07		38,754,122.39	31,402,586.10	31,402,586.10	7,351,536.29	12,566,480.59	19,918,016.88
1000510000012007	KTA Liquidation Eximkos	Liquidation	2	2,419,154.35	30-May-07		4,930,359.05	3,846,576.26	3,846,576.26	1,083,782.79	1,541,116.14	2,624,898.93
1000510000012104	KTA Liquidation Peja Brewery	Liquidation	2	10,094,581.18	14-Jun-07		20,604,827.62	14,271,179.49	14,271,179.49	6,333,648.13	4,439,798.88	10,773,447.01
1000510000013171	KTA Liquidation Tools And Aparatus	Liquidation	2	1,166,393.29	8-Aug-07		2,281,880.99	1,840,906.44	1,840,906.44	440,974.55	736,329.78	1,177,304.33
1000510000013268	KTA Liquidation Idgi Tobacco Industry	Liquidation	2	1,443,370.36	8-Aug-07		2,781,977.75	2,389,523.39	2,389,523.39	392,454.36	1,034,994.24	1,427,448.60
1000510000013365	KTA Liquidation Workers University	Liquidation	2	1,047,933.98	8-Aug-07		2,052,557.30	1,655,464.67	1,655,464.67	397,092.63	660,342.83	1,057,435.46
1000510000013462	KTA Liquidation Germia	Liquidation	2	265,519.69	8-Aug-07		7,007,009.46	2,721,826.15	2,721,826.15	4,285,183.31	1,214,246.72	5,499,430.03
1000510000013559	KTA Liquidation Urata	Liquidation	2	4,225,426.36	8-Aug-07		9,101,688.22	6,530,238.86	6,530,238.86	2,571,449.36	3,111,477.42	5,682,926.78
1000501000004068	PAK LIQUIDATION DUHANI	Liquidation	2	408,996.21	6-Jul-09		762,579.57	604,427.79	604,427.79	158,151.78	278,345.83	436,497.61
1000501000015441	PAK Liquidation Animal Feed, PRN 010	Liquidation	2	-	20-Apr-10	24-Sep-10	679,784.56	679,784.56	679,784.56	-	-	-

Account Name	Account Number	Type of Account	Acc.type no.	Balance as of 31 Dec 2010	Opening date	Closing date	Sum of inflows	Sum of outflows	Balance of flows	Balance of current accounts	Balance of time deposits	TOTAL current and time deposit acc.
1000501000015320	PAK Liquidation Unikoprojekt, PRN077	Liquidation	2	962,188.88	20-Apr-10		1,876,930.05	1,512,254.76	1,512,254.76	364,675.29	606,294.31	970,969.60
1000501000014932	PAK Liquidation Piston Pump Factory Deqan	Liquidation	2	205,980.82	12-Apr-10		392,941.12	309,878.58	309,878.58	83,062.54	124,744.87	207,807.41
1000501000017551	PAK Liquidation Bujtesa Fushë Kosovë	Liquidation	2	87,926.23	10-Aug-10		2,307,552.87	1,710,812.03	1,710,812.03	596,740.84	657,648.33	1,254,389.17
1000501000015417	PAK LIQUIDATION ANIMAL FEED,PRN010	Liquidation	2	786,375.67	17-Sep-10		51,750,994.79	51,348,574.35	51,348,574.35	402,420.44	384,898.96	787,319.40
1000501000017745	PAK Liquidation "Veterinary Station" Skenderaj	Liquidation	2	7,272.65	13-Aug-10		29,110.41	15,682.97	15,682.97	13,427.44	7,857.50	21,284.94
1000501000018036	PAK Liquidation Agriculture Cooperative Rumiku, S	Liquidation	2	22,166.71	13-Aug-10		39,728.86	28,657.70	28,657.70	11,071.16	27,824.14	38,895.30
1000501000014156	PAK Liquidation Teuta Bare	Liquidation	2	6,001.10	18-Mar-10		101,839.55	75,636.65	75,636.65	26,202.90	20,869.00	47,071.90
1000501000028318	PAK Liquidation Qarkullimi, Glljan	Liquidation	2	-	20-Jan-11		1,286,879.66	836,456.80	836,456.80	450,422.86	344,319.35	794,742.21
1000501000018812	PAK LIQUIDATION FERMA E DERRAVE PRN00	Liquidation	2	-	18-Aug-10		515,233.43	511,001.46	511,001.46	4,231.97	508,580.96	512,812.93
1000501000018909	PAK LIQUIDATION KB SKIVJAN PEJ028	Liquidation	2	-	18-Aug-10		6,551.90	1,987.18	1,987.18	4,564.72	392.17	4,956.89
1000501000014253	PAK Liquidation Petrans, Pejë	Liquidation	2	-	25-Mar-10		108,192.90	83,836.31	83,836.31	24,356.59	21,125.02	45,481.61
1000501000028512	PAK Liquidation T. P. Zhupa Reçan	Liquidation	2	-	20-Jan-11		230,459.10	144,731.72	144,731.72	85,727.38	50,581.05	136,308.43
1000501000029579	PAK Liquidation IMB, Mitrovica	Liquidation	2	-	20-Jan-11		1,688,163.57	1,134,962.28	1,134,962.28	553,201.29	529,606.60	1,082,807.89
1000501000030161	PAK Liquidation NT Deqan	Liquidation	2	-	20-Jan-11		443,620.34	220,303.22	220,303.22	223,317.12	124,593.25	347,910.37
1000501000024632	PAK Liquidation Hidromont Peja	Liquidation	2	-	19-Nov-10		166,943.61	83,296.93	83,296.93	83,646.68	51,876.86	135,523.54
1000501000030064	PAK Liquidation AC Banjla	Liquidation	2	-	20-Jan-11		222,702.76	173,602.63	173,602.63	49,100.13	101,646.60	150,746.73
1000501000030355	PAK Liquidation Station for Plant Protection	Liquidation	2	-	20-Jan-11		237,831.19	131,310.56	131,310.56	106,520.63	55,781.34	162,301.97
1000501000030549	PAK Liquidation Mushroom Factory,Kline	Liquidation	2	-	20-Jan-11		205,316.80	126,847.68	126,847.68	78,469.12	73,333.99	151,803.11
1000501000029870	PAK Liquidation Armature Factory Deqan	Liquidation	2	-	20-Jan-11		329,691.60	162,628.42	162,628.42	167,063.18	68,200.18	235,263.36
1000501000030646	PAK Liquidation Auto Moto Star, Gjakove	Liquidation	2	-	20-Jan-11		2,122,137.10	1,527,713.31	1,527,713.31	594,423.80	742,250.03	1,336,673.82
1000501000024438	PAK Liquidation Elmont Peja	Liquidation	2	-	19-Nov-10		170,997.09	117,347.29	117,347.29	53,649.80	48,648.20	102,298.00
1000501000028803	PAK Liquidation Artizanati - Prizren	Liquidation	2	-	20-Jan-11		604,708.97	364,894.92	364,894.92	239,814.05	148,037.08	387,851.13
1000501000028124	PAK Liquidation Flamme-Ing, Prizren	Liquidation	2	-	28-Dec-10		2,036,505.61	1,512,943.33	1,512,943.33	522,562.29	691,860.91	1,214,413.19
1000501000028027	PAK Liquidation Therjorja - Eksportuese, Prizren	Liquidation	2	-	28-Dec-10		1,115,304.36	572,054.25	572,054.25	543,250.11	221,749.39	784,999.50
1000501000028415	PAK Liquidation NewCo Llamkos Steel LLC	Liquidation	2	-	20-Jan-11		12,183,315.08	9,717,456.18	9,717,456.18	2,465,858.90	4,037,024.58	6,502,883.48
1000501000028609	PAK Liquidation NBI , Suhareka	Liquidation	2	-	20-Jan-11		6,232,484.70	4,693,897.25	4,693,897.25	1,538,587.46	2,118,039.79	3,656,627.24
1000501000029288	PAK Liquidation Xim Strezoci, Kamenice	Liquidation	2	-	20-Jan-11		977,513.23	423,403.25	423,403.25	554,109.98	209,043.44	763,153.42
1000501000029385	PAL Liquidation Hotel Mineral	Liquidation	2	-	20-Jan-11		84,445.54	60,644.15	60,644.15	23,801.39	24,764.22	48,565.61
1000501000029676	PAK Liquidation Hidrotermika, Mitrovica	Liquidation	2	-	20-Jan-11		6.00	6.00	6.00	-	-	-
1000501000029773	PAK Liquidation AC Rakosh Istog	Liquidation	2	-	20-Jan-11		37,158.05	6.00	6.00	37,152.05	-	37,152.05
1000501000029967	PAK Liquidation AC Istog	Liquidation	2	-	20-Jan-11		72,024.37	6.00	6.00	72,018.37	-	72,018.37
1000501000030958	PAK Liquidation AC Gjakova	Liquidation	2	-	20-Jan-11		151,125.55	60,916.21	60,916.21	90,209.34	36,254.20	126,463.54
1000501000029706	PAK Liquidation 1 Maji, Rahovec	Liquidation	2	-	20-Jan-11		114,824.50	41,572.23	41,572.23	73,252.27	25,377.47	98,629.74
1000501000028997	PAK Liquidation KB Mushihtih, Suharekë	Liquidation	2	-	20-Jan-11		24,582.02	9,506.00	9,506.00	15,076.02	6,068.82	21,144.84
1000501000029094	PAK Liquidation Semafor , Suharekë	Liquidation	2	-	20-Jan-11		6.00	6.00	6.00	-	-	-
1000501000029191	PAK Liquidation Qendresa, Kamenice	Liquidation	2	-	20-Jan-11		450,037.99	196,523.66	196,523.66	253,514.33	83,306.98	336,821.31
1000501000030452	PAK Liquidation Mullin Gjakove	Liquidation	2	-	20-Jan-11		97,473.25	37,365.67	37,365.67	60,107.58	29,038.09	89,145.67

Account Name	Account Number	Type of Account	Acc. type no.	Balance as of 31 Dec 2010	Opening date	Closing date	Sum of inflows	Sum of outflows	Balance of flows	Balance of current accounts	Balance of time deposits	TOTAL current and time deposit acc.
1000501000034914	PAK LIQ.EKONOMIA E PYJORE PRISHTINE	Liquidation	2	-	24-Mar-11		6.00	6.00	6.00	-	-	-
1000501000035011	PAK Liquidation SHARR Hani   Elezti	Liquidation	2	-	7-Apr-11		8,844,789.63	1,015,722.41	1,015,722.41	7,829,067.22	753,205.17	8,582,272.39
1000501000035496	PAK Liquidation Kulla	Liquidation	2	-	10-May-11		23,486.02	8,828.75	8,828.75	14,657.27	5,716.97	20,374.24
1000501000035593	PAK Liquidation Kosvaelektro	Liquidation	2	-	10-May-11		380,227.26	131,392.14	131,392.14	248,835.12	101,235.08	350,070.20
1000501000035590	PAK Liquidation SEK-KOS	Liquidation	2	-	23-May-11		103,408.16	74,807.83	74,807.83	28,600.33	57,988.75	86,589.08
1000501000035787	PAK Liquidation Ferma e Shepezëve, Gjakovë	Liquidation	2	-	23-May-11		4.00	4.00	4.00	-	-	-
1000501000035884	PAK Liquidation Tankosiq, Ferizaj	Liquidation	2	-	23-May-11		4.00	4.00	4.00	-	-	-
1000501000027930	PAK Liquidation Banja e Klokoiti	Liquidation	2	-	10-Dec-10		5,811,080.03	2,339,282.59	2,339,282.59	3,471,797.44	1,276,758.97	4,748,556.41
1000501000028221	PAK Liquidation Kualiteti, Gllan	Liquidation	2	-	19-Jan-11		2,003,849.89	880,587.29	880,587.29	1,123,262.61	439,238.59	1,562,501.19
1000501000027833	PAK Liquidation Letnica	Liquidation	2	-	10-Dec-10		362,969.26	223,984.46	223,984.46	138,984.81	110,421.09	249,405.89
1000501000024535	PAK Liquidation Eroztomi Peja	Liquidation	2	-	19-Nov-10		160,979.94	121,347.61	121,347.61	39,632.33	50,951.88	90,584.21
1000501000017648	PAK Liquidation Agriculture Cooperative Turigevc	Liquidation	2	-	13-Aug-10		4,419.91	0.01	0.01	4,419.90	-	4,419.90
1000501000024729	PAK Liquidation Ambulanca Veterinare Prizren	Liquidation	2	-	23-Nov-10		15,286.80	3,714.78	3,714.78	11,572.02	2,940.42	14,512.44
1000501000037048	PAK Liquidation Transkosova	Liquidation	2	-	7-Jun-11		34.05	2.00	2.00	32.05	-	32.05
1000501000039279	PAK Liquidation Nderfimtari, Prishtinë	Liquidation	2	-	8-Jul-11		271,523.70	211,807.43	211,807.43	59,716.27	163,917.88	223,634.15
1000501000026475	PAK Liquidation Dardania	Liquidation	2	-	2-Dec-10		1,528,073.01	577,813.73	577,813.73	950,259.28	460,714.34	1,410,973.62
1000501000017939	PAK Liquidation AC Bujku-Skenderaj	Liquidation	2	-	13-Aug-10		31,908.92	2,292.22	2,292.22	29,616.70	1,814.39	31,431.09
1000501000026572	PAK Liquidation Kri-Kos	Liquidation	2	-	2-Dec-10		48,570.02	30,118.44	30,118.44	18,451.58	23,438.53	41,890.11
1000501000037145	PAK LIQ. SHAM Metro Bajraktari	Liquidation	2	-	14-Jun-11		2.00	2.00	2.00	-	-	-
1000510000000076	PAK LIQUIDATIONS BID DEPOSITS	Liquidation Bid Deposits	8	1,371,067.07	26-Sep-05		22,883,589.01	21,293,870.24	21,293,870.24	1,589,718.77	4,952.33	1,594,671.10
1000510000000173	PAK LIQUIDATIONS REGISTRATION FEES	Liquidation Registration Fees	9	195,845.66	26-Sep-05		541,616.62	241,610.69	241,610.69	300,005.93	8,090.32	308,096.25
1000510660707137	PAK Liquidation Review Committee Deposit	Liquidation Review Committee Deposit	10	8,518.88	31-Aug-07		22,935.19	13,019.98	13,019.98	9,915.21	-	9,915.21
1000500250000165	PAK CHARTER CAPITAL	PAK Charter Capital	11	1,095,677.63	20-Nov-03		2,289,281.00	1,710,620.20	1,710,620.20	578,660.80	527,060.83	1,105,721.63
1000500412001805	PAK Reserve Fund	PAK Reserve Fund	12	2,591,944.78	5-Oct-06		5,995,576.51	5,571,981.05	5,571,981.05	423,595.46	167,191.95	590,787.41
1000500010000146	KTA 01 Energoinvest Assembly	Privatisation	1	-	23-Jul-03	2-May-08	801,669.52	801,669.52	801,669.52	(0.00)	-	(0.00)
1000500020000167	KTA 01 Energoinvest Fuses	Privatisation	1	-	23-Jul-03	2-May-08	561,619.35	561,619.35	561,619.35	(0.00)	-	(0.00)
1000500030000188	KTA 01 Lepenci	Privatisation	1	720,284.95	23-Jul-03		1,413,622.11	1,289,969.30	1,289,969.30	123,652.81	111,822.28	235,475.09
1000500040000112	KTA 01 Montazhi	Privatisation	1	-	23-Jul-03	5-Jul-10	234,136.72	234,136.72	234,136.72	(0.00)	-	(0.00)
1000500050000133	KTA 01 Perparimi	Privatisation	1	-	23-Jul-03	3-Oct-06	120,580.52	120,580.52	120,580.52	(0.00)	-	(0.00)
1000500060000154	KTA 01 Termosistemi	Privatisation	1	-	2-May-11		214,685.99	214,685.99	214,685.99	0.00	-	0.00
1000500070000175	KTA Hotel Metohija Peja	Privatisation	1	1,311,008.14	11-Sep-03		4,403,768.60	3,915,830.86	3,915,830.86	487,937.74	835,125.08	1,323,062.82
1000500080000196	KTA Wood Combine Peja	Privatisation	1	-	2-Nov-11		2,781,316.16	2,781,316.16	2,781,316.16	(0.00)	-	(0.00)
1000500090000120	KTA Lux Shopping Mall Mitrovica	Privatisation	1	1,790,921.09	11-Sep-03		3,925,456.21	3,258,901.53	3,258,901.53	666,554.68	1,140,833.80	1,807,388.48
1000500100000141	KTA Slicapor Kacanik	Privatisation	1	1,964,883.41	11-Sep-03		5,702,551.30	5,370,122.93	5,370,122.93	332,428.37	290,607.79	623,036.16
1000500101000696	KTA LLAPI LAND	Privatisation	1	70,207.48	12-Sep-05		155,876.74	129,731.63	129,731.63	26,145.11	44,707.93	70,853.04
1000500102000669	KTA LLAPI SHOP NO 30	Privatisation	1	94,286.17	12-Sep-05		208,903.00	173,790.74	173,790.74	35,112.26	60,041.02	95,153.28
1000500103000642	KTA LIAPI SHOPPING CENTRE	Privatisation	1	400,397.39	12-Sep-05		1,549,022.28	1,399,913.40	1,399,913.40	149,108.88	254,970.56	404,079.44

Account Name	Account Number	Type of Account	Acc. type no.	Balance as of 31 Dec 2010	Opening date	Closing date	Sum of inflows	Sum of outflows	Balance of flows	Balance of current accounts	Balance of time deposits	TOTAL current and time deposit acc.
1000500104000615	KTA TEKA COMERCE	Privatisation	1	-	22-Mar-11		1,653,898.45	1,653,898.45	1,653,898.45	0.00	-	0.00
1000500106000658	KTA DRENICA HOTEL	Privatisation	1	-	12-Sep-05	10-Mar-10	198,546.07	198,546.07	198,546.07	0.00	-	0.00
1000500107010622	KTA STELLA RESTAURANT	Privatisation	1	-	22-Mar-11		541,348.91	541,348.91	541,348.91	0.00	-	0.00
1000500108000604	KTA KORROTICA	Privatisation	1	-	12-Sep-05	1-Jun-10	982,880.60	982,880.60	982,880.60	(0.00)	-	(0.00)
1000500109000674	KTA TRASING MEKANIZMI	Privatisation	1	-	26-Jul-11		1,094,858.88	1,094,858.88	1,094,858.88	0.00	-	0.00
1000500110000162	KTA Miladost Shilova Gjilan	Privatisation	1	1,782.34	11-Sep-03		412,951.99	412,595.26	412,595.26	356.73	1,439.59	1,796.32
1000500110000647	KTA STACIONI BUJQ.ADMINISTRATIV	Privatisation	1	-	1-Feb-11		505,457.21	505,457.21	505,457.21	0.00	-	0.00
1000500110000620	KTA STACIONI BUJQ.LIVQ	Privatisation	1	-	10-Mar-11		140,503.92	140,503.92	140,503.92	(0.00)	-	(0.00)
1000500112000690	KTA STACIONI BUJQ. REPROCENTER	Privatisation	1	-	1-Feb-11		323,941.06	323,941.06	323,941.06	0.00	-	0.00
1000500113000663	KTA EUROMETAL	Privatisation	1	-	12-Sep-05	28-Apr-09	761,813.56	761,813.56	761,813.56	(0.00)	-	(0.00)
1000500114000636	KTA EUROM.WAREHOUSE AND OFFICE	Privatisation	1	-	12-Sep-05	28-Apr-09	941,735.30	941,735.30	941,735.30	0.00	-	0.00
1000500115000609	KTA RUGOVA WAREHOUSE PEJE	Privatisation	1	-	12-Sep-05	4-Jun-09	166,989.86	166,989.86	166,989.86	0.00	-	0.00
1000500116000679	KTA RUGOVA WAREHOUSE ISTOG	Privatisation	1	-	12-Sep-05	4-Jun-09	522,641.17	522,641.17	522,641.17	0.00	-	0.00
1000500117010643	KTA HOTEL PASHTRIKU	Privatisation	1	-	12-Sep-05	5-Jul-10	1,715,856.04	1,715,856.04	1,715,856.04	0.00	-	0.00
1000500118000625	KTA MIRUSHA	Privatisation	1	494,683.94	12-Sep-05		1,090,954.90	906,733.62	906,733.62	184,221.28	315,011.76	499,233.04
1000500120000183	KTA kosova Constr.Concret.Plan Mitr.	Privatisation	1	1,050.86	11-Sep-03		240,410.09	240,199.73	240,199.73	210.36	848.76	1,059.12
1000500120000668	KTA RESTAURANT RINJA	Privatisation	1	-	12-Sep-05	5-Jul-10	323,585.30	323,585.30	323,585.30	0.00	-	0.00
1000500121000641	KTA CAFETERIA TEUTA	Privatisation	1	183,861.92	12-Sep-05		407,955.80	339,485.51	339,485.51	68,470.29	117,062.42	185,552.71
1000500123000684	KTA FARM BROJE	Privatisation	1	119,387.80	12-Sep-05		281,906.59	250,646.57	250,646.57	31,260.02	68,979.19	100,239.21
1000500125000630	KTA TRASING INDUSTRIAL ZONE	Privatisation	1	-	26-Jul-11		1,416,469.64	1,416,469.64	1,416,469.64	(0.00)	-	(0.00)
1000500125000727	KTA AGRICULTURAL LAND GUMNISHITE AND F	Privatisation	1	228,502.33	26-Sep-05		516,695.80	467,354.85	467,354.85	49,340.95	135,129.22	184,470.17
1000500126000603	KTA TRASING FERIZAJ	Privatisation	1	-	26-Jul-11		177,626.94	177,626.94	177,626.94	0.00	-	0.00
1000500126000797	KTA FERIZAJ CAR AND TRUCK SERVICE CEN	Privatisation	1	-	26-Sep-05	1-Aug-07	1,341,421.13	1,341,421.13	1,341,421.13	0.00	-	0.00
1000500127000673	KTA TRASING BANJA E PEJES	Privatisation	1	-	26-Jul-11		66,146.87	66,146.87	66,146.87	0.00	-	0.00
1000500127000770	KTA DELIKU ROLLERS	Privatisation	1	-	26-Sep-05	28-Apr-09	643,569.14	643,569.14	643,569.14	(0.00)	-	(0.00)
1000500128000743	KTA INTEGJ SPINNING NAD MACHINE WOVEN	Privatisation	1	220,316.84	26-Sep-05		1,268,746.80	1,186,700.85	1,186,700.85	82,045.95	140,296.89	222,342.84
1000500129000716	KTA SEMAFORI DRIVING SCHOOL	Privatisation	1	-	26-Sep-05	28-Apr-09	484,334.55	484,334.55	484,334.55	(0.00)	-	(0.00)
1000500130000107	KTA Trepca Confection Mitrovic	Privatisation	1	-	26-Jul-11		386,206.80	386,206.80	386,206.80	(0.00)	-	(0.00)
1000500130000786	KTA KOSOVA CONCRETE PLANT IN PRISHTIN	Privatisation	1	68,295.96	26-Sep-05		342,417.16	342,413.55	342,413.55	3.61	68,313.03	68,316.64
1000500131000759	KTA KOSOVA ADMINISTRATION AND MAINTEN	Privatisation	1	94,060.84	26-Sep-05		470,124.56	470,119.59	470,119.59	4.97	94,084.36	94,089.33
1000500132000732	KTA AGRICULTURAL AND ORCHARD LIVQO I I	Privatisation	1	389,472.42	26-Sep-05		879,794.03	795,694.62	795,694.62	84,099.41	230,322.18	314,421.59
1000500133000705	KTA KOSOVOSIROVINA WAREHOUSE IN PRIS	Privatisation	1	-	26-Sep-05	30-Mar-09	602,549.61	602,549.61	602,549.61	(0.00)	-	(0.00)
1000500134000775	KTA KOSOVOSIROVINA WAREHOUSE IN PRIZ	Privatisation	1	-	26-Sep-05	30-Mar-09	344,097.01	344,097.01	344,097.01	(0.00)	-	(0.00)
1000500135000748	KTA KOSOVOSIROVINA WAREHOUSE IN FERI	Privatisation	1	-	18-Oct-05	12-Mar-10	314,843.99	314,843.99	314,843.99	0.00	-	0.00
1000500136000721	KTA PLASTIC AND TOYS FACTORY	Privatisation	1	61,596.87	26-Sep-05		1,141,219.32	1,118,280.99	1,118,280.99	22,938.33	39,224.95	62,163.28
1000500137000791	KTA MITROVCANKA	Privatisation	1	165.86	26-Sep-05		751,677.87	751,653.99	751,653.99	23.88	190.11	213.99
1000500139000737	KTA VITOMIRICA	Privatisation	1	1,039,097.07	12-Oct-11		3,435,546.59	3,048,810.23	3,048,810.23	386,736.36	661,915.16	1,048,651.52

Account Name	Account Number	Type of Account	Acc. type no.	Balance as of 31 Dec 2010	Opening date	Closing date	Sum of inflows	Sum of outflows	Balance of flows	Balance of current accounts	Balance of time deposits	TOTAL current and time deposit acc.
1000500140000128	KTA Trofita Istog	Privatisation	1	1,776,924.25	26-Jul-11		3,897,630.26	3,236,284.98	3,236,284.98	661,345.29	1,131,917.64	1,793,282.92
1000500140000710	KTA KOMPRESORI	Privatisation	1	-	26-Sep-05	3-Jun-08	753,005.50	753,005.50	753,005.50	(0.00)	-	(0.00)
1000500141000780	KTA EXIMKOS 2005	Privatisation	1	-	26-Sep-05	10-Aug-09	2,934,843.28	2,934,843.28	2,934,843.28	(0.00)	-	(0.00)
1000500142000753	KTA FAN	Privatisation	1	2,002,238.66	26-Sep-05		4,485,773.70	3,740,853.85	3,740,853.85	744,919.85	1,274,478.57	2,019,398.42
1000500143000726	KTA UNIKOSPROJEKT	Privatisation	1	-	22-Aug-11		1,203,068.74	1,203,068.74	1,203,068.74	(0.00)	-	(0.00)
1000500144000796	KTA RAMIZ SADIKU BRICK FACTORY LANDOV	Privatisation	1	-	26-Sep-05	10-Mar-10	3,874,680.27	3,874,680.27	3,874,680.27	(0.00)	-	(0.00)
1000500145000769	KTA VINEX SCREWS AND BOLTS	Privatisation	1	158,715.22	12-Oct-11		983,612.05	939,733.43	939,733.43	43,878.62	11,035.06	54,913.68
1000500146000839	KTA 28 NENTORI SHOPPING MALL	Privatisation	1	687,169.59	18-Oct-05		4,089,386.07	3,833,482.99	3,833,482.99	255,903.08	437,585.71	693,488.79
1000500147000812	KTA 28 NENTORI WAREHOUSE ADMIN BUDILL	Privatisation	1	141,248.84	18-Oct-05		841,586.40	788,984.93	788,984.93	52,601.47	89,946.32	142,547.79
1000500148000882	KTA KOSOVATRANS KAMENICE	Privatisation	1	-	18-Oct-05	10-Mar-10	121,099.18	121,099.18	121,099.18	(0.00)	-	(0.00)
1000500149000855	KTA VETERINARY STATION VUSHTRI	Privatisation	1	38,127.68	12-Oct-11		84,088.84	69,890.13	69,890.13	14,198.71	24,279.59	38,478.30
1000500150000149	KTA Farmakos Blu Factory Prizren	Privatisation	1	1,688.51	11-Sep-03		1,903,208.90	1,902,869.43	1,902,869.43	339.47	952,881.70	953,221.17
1000500150000828	KTA RESTAURANT PEJA	Privatisation	1	308,378.74	18-Oct-05		683,377.12	568,536.64	568,536.64	114,840.48	196,374.08	311,214.56
1000500151000898	KTA LEATHER AND SHOES COMBINE	Privatisation	1	1,316,416.11	18-Oct-05		2,586,661.64	2,096,710.64	2,096,710.64	489,951.00	838,569.45	1,328,520.45
1000500152000871	KTA METAL HOLDING 2005	Privatisation	1	119,891.30	18-Oct-05		828,708.59	767,153.78	767,153.78	61,554.81	8,335.55	69,890.36
1000500153000844	KTA Flamming	Privatisation	1	1,653,656.63	18-Oct-05		4,531,583.47	4,528,587.28	4,528,587.28	2,996.19	114,039.17	117,035.36
1000500154000817	KTA KOMUNA PRIZREN ALPHA	Privatisation	1	252,445.92	18-Oct-05		1,556,480.84	1,484,557.84	1,484,557.84	71,923.00	17,552.04	89,475.04
1000500155000887	KTA KOMUNA PRIZREN GAMA	Privatisation	1	194,069.91	18-Oct-05		1,482,664.50	1,427,423.04	1,427,423.04	55,241.46	13,493.26	68,734.72
1000500156000860	KTA IMB WAREHOUSE MITROVICA	Privatisation	1	177,128.57	18-Oct-05		470,225.74	465,907.50	465,907.50	4,318.24	19,710.46	24,028.70
1000500157000833	KTA 18 NENTORI RAHOVEC	Privatisation	1	222,598.78	18-Oct-05		1,334,050.20	1,289,283.86	1,289,283.86	44,766.34	88,953.01	133,719.35
1000500158000806	KTA 18 NENTORI XERXE ALPHA	Privatisation	1	112,357.74	18-Oct-05		674,006.06	651,409.05	651,409.05	22,597.01	44,903.23	67,500.24
1000500159000876	KTA 18 NENTORI XERXE BETA	Privatisation	1	70,202.53	18-Oct-05		421,617.93	407,501.43	407,501.43	14,116.50	28,049.27	42,165.77
1000500160000170	KTA Farmakos Austrian House Pz	Privatisation	1	-	11-Sep-03	3-Jun-08	332,278.76	332,278.76	332,278.76	(0.00)	-	(0.00)
1000500163000962	KTA KOSOVATEX WAREHOUSE PEJTON	Privatisation	1	839,299.87	8-Dec-05		1,615,283.04	1,015,598.39	1,015,598.39	599,684.66	247,506.21	847,190.86
1000500164000935	KTA KOSOVA HIDROTEKNIKA	Privatisation	1	-	8-Dec-05	4-May-10	530,168.74	530,168.74	530,168.74	(0.00)	-	(0.00)
1000500165000908	KTA KOSOVA TEX	Privatisation	1	676,706.24	8-Dec-05		3,826,320.49	3,243,562.08	3,243,562.08	582,758.41	100,363.31	683,121.72
1000500166000978	KTA HOTEL LUPOTEN	Privatisation	1	-	8-Dec-05	28-Apr-09	1,746,648.49	1,746,648.49	1,746,648.49	0.00	-	0.00
1000500167000951	KTA TEFIK CANGA FURNITURE	Privatisation	1	-	1-May-11		2,236,747.09	2,236,747.09	2,236,747.09	(0.00)	-	(0.00)
1000500168000924	KTA IMK SHITIME WAREHOUSE	Privatisation	1	137,982.61	8-Dec-05		804,343.17	752,958.14	752,958.14	51,385.03	87,866.49	139,251.52
1000500169000994	KTA KOSOVOSIROVINA HEKURISHTE	Privatisation	1	-	8-Dec-05	12-Mar-10	489,345.64	489,345.64	489,345.64	(0.00)	-	(0.00)
1000500170000191	KTA Farmakos Pharmaceutical Pz	Privatisation	1	-	11-Sep-03	3-Jun-08	2,467,798.59	2,467,798.59	2,467,798.59	0.00	-	0.00
1000500170000967	KTA HOTEL KORENIK	Privatisation	1	222,611.63	8-Dec-05		429,371.64	270,217.06	270,217.06	159,154.58	65,550.26	224,704.84
1000500171000940	KTA KORENIK SHOPPING MALL	Privatisation	1	773,126.40	8-Dec-05		1,488,075.77	935,431.78	935,431.78	552,643.99	227,752.18	780,396.17
1000500172000913	KTA ZASTAVA RAMIZ SADIKU	Privatisation	1	2,903,960.17	2-Nov-11		5,975,045.51	5,007,238.10	5,007,238.10	967,807.41	1,379,376.16	2,347,183.57
1000500173000983	KTA LIRIA SHOPS MAIN STREET	Privatisation	1	938,983.09	8-Dec-05		1,844,649.43	1,495,173.43	1,495,173.43	349,476.01	598,140.97	947,616.97
1000500174000956	KTA PRINTEKS	Privatisation	1	662,531.66	8-Dec-05	1-Feb-11	3,162,258.07	3,162,258.07	3,162,258.07	0.00	-	0.00
1000500175000929	KTA TREPÇA HOTELS RESTAURANT KORZO	Privatisation	1	27,585.10	26-Jul-11		61,806.44	55,093.97	55,093.97	6,712.47	21,097.69	27,810.16

Account Name	Account Number	Type of Account	Acc. type no.	Balance as of 31 Dec 2010	Opening date	Closing date	Sum of inflows	Sum of outflows	Balance of flows	Balance of current accounts	Balance of time deposits	TOTAL current and time deposit acc.
1000500176000902	KTA KAOLINI	Privatisation	1	117,684.64	8-Dec-05		230,266.33	204,758.64	204,758.64	25,507.69	69,339.68	94,847.37
1000500177000972	KTA KARAGEVA	Privatisation	1	958,876.16	8-Dec-05		2,371,732.91	2,159,498.20	2,159,498.20	212,234.71	560,807.31	773,042.02
1000500178001042	KTA 10 KRI KOS 2005	Privatisation	1	418,530.76	20-Jan-06		995,802.14	846,663.63	846,663.63	149,138.51	229,330.00	378,468.51
1000500179001015	KTA 10 HOTEL THERANDA	Privatisation	1	151,246.74	20-Jan-06		1,654,885.96	1,598,560.98	1,598,560.98	56,324.98	96,312.67	152,637.65
1000500180000115	KTA IBM Bread Factory Mitrovic	Privatisation	1	358,572.14	11-Sep-03		909,599.25	898,747.93	898,747.93	10,851.32	43,865.67	54,716.99
1000500180001085	KTA 10 KTA 10 Energmontimi	Privatisation	1	733,878.65	20-Jan-06		1,624,683.72	1,351,385.76	1,351,385.76	273,297.96	467,329.44	740,627.40
1000500181001058	KTA 10 CAFÉ RESTAURANT "LUMBARDHI"	Privatisation	1	28,607.03	20-Jan-06		310,638.04	299,984.34	299,984.34	10,653.70	18,216.44	28,870.14
1000500182001031	KTA 10 CAFÉ RESTAURANT "MARASHI"	Privatisation	1	15,690.71	20-Jan-06		311,532.28	305,689.08	305,689.08	5,843.20	9,991.75	15,834.95
1000500183001004	KTA 10 CAFÉ RESTAURANT "SHADERVANI"	Privatisation	1	-	20-Jan-06		6.00	6.00	6.00	-	-	-
1000500184001074	KTA 10 LIRIA "NENA TEREZE" SHOPS	Privatisation	1	269,723.66	20-Jan-06		530,572.15	430,126.44	430,126.44	100,445.71	171,758.33	272,204.04
1000500185001047	KTA 10 RAHOVECI ADMINISTRATION/Old CEL	Privatisation	1	305,647.03	20-Jan-06		1,854,320.48	1,692,629.75	1,692,629.75	161,690.73	21,250.65	182,941.38
1000500186001020	KTA 10 UNIMONT PRIZREN ALPHA	Privatisation	1	-	22-Aug-11		6.00	6.00	6.00	-	-	-
1000500187001090	KTA 10 UNIMONT PRIZREN BETA	Privatisation	1	-	22-Aug-11		6.00	6.00	6.00	-	-	-
1000500188001063	KTA 10 UNIMONT PRIZREN GAMMA	Privatisation	1	-	22-Aug-11		6.00	6.00	6.00	-	-	-
1000500189001036	KTA 10 MOTEL DARDANIA	Privatisation	1	356,746.70	20-Jan-06		790,729.77	657,876.91	657,876.91	132,852.86	227,174.46	360,027.32
1000500190000136	KTA IBM-Flour Mill Skenderaj	Privatisation	1	359,073.18	11-Sep-03		910,866.62	900,004.14	900,004.14	10,862.48	43,919.46	54,781.94
1000500190001009	KTA 10 STANDARD	Privatisation	1	88,823.28	10-Mar-11		534,305.37	534,171.17	534,171.17	134.20	181.95	316.15
1000500191001079	KTA 10 AUTO REMONTI MUSTAFA REXHEPI	Privatisation	1	-	20-Jan-06	1-Aug-07	729,960.69	729,960.69	729,960.69	(0.00)	-	(0.00)
1000500192001052	KTA 10 TOOLS AND APPARATUS	Privatisation	1	292,658.97	26-Jul-11		1,461,191.83	1,461,176.35	1,461,176.35	15.48	292,732.14	292,747.62
1000500193001025	KTA 10 BARNATORJA POPULLORE FERIZAJ	Privatisation	1	-	20-Jan-06	3-Jun-08	643,337.12	643,337.12	643,337.12	(0.00)	-	(0.00)
1000500194001095	KTA 10 STACIONI I VETERINARISE QENDRA F	Privatisation	1	143.67	10-Mar-11		248,078.38	248,058.56	248,058.56	19.82	165.57	185.39
1000500196001041	KTA 10 TREPCA HOTELS RESTAURANT PARA	Privatisation	1	48.40	26-Jul-11		72,363.25	72,340.12	72,340.12	23.13	39.19	62.32
1000500197001014	KTA 10 IMB WAREHOUSE IN VUSHTRI	Privatisation	1	113,951.59	20-Jan-06		486,652.25	479,182.42	479,182.42	7,469.83	36,489.67	43,959.50
1000500198001084	KTA 10 IDGJ TOBACCO	Privatisation	1	301,731.30	20-Jan-06		1,790,890.58	1,606,543.84	1,606,543.84	184,346.74	20,978.75	205,325.49
1000500199001154	KTA HOTEL GRAND	Privatisation	1	-	3-Feb-06	10-Mar-10	14,790,905.67	14,790,905.67	14,790,905.67	(0.00)	-	(0.00)
1000500200000157	KTA Kosovaplasti Kacanik	Privatisation	1	-	11-Sep-03	13-Dec-07	1,625,817.31	1,625,817.31	1,625,817.31	(0.00)	-	(0.00)
1000500200001127	KTA HOTEL ILIRIA	Privatisation	1	-	3-Feb-06	10-Mar-10	1,671,020.40	1,671,020.40	1,671,020.40	0.00	-	0.00
1000500201001197	KTA VILLA GERMA	Privatisation	1	-	12-Oct-11		989,284.51	989,284.51	989,284.51	0.00	-	0.00
1000500202001170	KTA PEJA BREWERY	Privatisation	1	-	3-Feb-06	4-Jun-10	11,643,304.57	11,643,304.57	11,643,304.57	0.00	-	0.00
1000500204001116	KTA MINE AND INDUSTRY OF MAGNESITE GO	Privatisation	1	844,874.68	3-Feb-06		1,655,817.60	1,076,407.85	1,076,407.85	579,409.75	273,378.57	852,788.32
1000500205000186	KTA RAHOVEC WINERY& VINEYARDS	Privatisation	1	937,910.45	3-Feb-06		6,359,847.90	5,864,281.12	5,864,281.12	495,566.78	65,210.57	560,777.35
1000500206001159	KTA ORLLANI	Privatisation	1	-	3-Feb-06	3-Nov-10	168,494.86	168,494.86	168,494.86	0.00	-	0.00
1000500207001132	KTA SEPERACIONI I GUREVE 2005	Privatisation	1	-	3-Feb-06		6.00	6.00	6.00	-	-	-
1000500208001105	KTA YUMCO FACTORY	Privatisation	1	1,497,589.42	2-Nov-11		3,039,821.71	2,482,440.89	2,482,440.89	557,380.83	953,978.85	1,511,359.67
1000500209001175	KTA YUMCO LAND	Privatisation	1	296,400.80	2-Nov-11		582,924.18	472,543.50	472,543.50	110,380.68	188,745.82	299,126.50
1000500210000178	KTA Hotel Adriatik Mitrovic	Privatisation	1	411,101.86	11-Sep-03		903,553.87	750,459.18	750,459.18	153,094.69	261,787.67	414,882.36
1000500210001148	KTA VETERINARY STATION	Privatisation	1	-	12-Oct-11		6.00	6.00	6.00	-	-	-

Account Name	Account Number	Type of Account	Acc. type no.	Balance as of 31 Dec 2010	Opening date	Closing date	Sum of inflows	Sum of outflows	Balance of flows	Balance of current accounts	Balance of time deposits	TOTAL current and time deposit acc.
1000500211001121	KTA DUBRAVA PIG FARM	Privatisation	1	486,113.43	3-Feb-06		948,276.72	780,117.61	780,117.61	168,159.11	224,490.12	392,649.23
1000500212001191	KTA SKIVJAN	Privatisation	1	38,448.16	3-Feb-06		123,235.99	115,890.60	115,890.60	7,345.39	24,993.00	32,338.39
1000500213001164	KTA MULLRI	Privatisation	1	184,072.51	3-Feb-06		434,289.22	340,814.95	340,814.95	93,474.27	-	93,474.27
1000500214001137	KTA HOTEL KRISTAL	Privatisation	1	1,017.14	3-Feb-06		1,765,223.43	1,765,019.92	1,765,019.92	203.51	82,160	1,025.11
1000500215001110	KTA AGRICULTURAL LAND AND ORCHARD KR	Privatisation	1	290,073.23	3-Feb-06		655,575.95	592,940.49	592,940.49	62,635.46	171,540.92	234,176.38
1000500216001180	KTA FARM VITAK QUBREL	Privatisation	1	30,091.32	3-Feb-06		91,497.82	78,490.92	78,490.92	13,006.90	17,351.60	30,358.50
1000500217001153	KTA MAKERMAL	Privatisation	1	21,592.64	3-Feb-06		53,814.42	44,481.17	44,481.17	9,333.25	12,451.12	21,784.37
1000500218001126	KTA MODELI	Privatisation	1	674,477.82	3-Feb-06		1,522,580.69	1,376,959.30	1,376,959.30	145,621.39	398,801.55	544,422.94
1000500219001196	KTA IMK ENTERPRISE FOR PRODUCING STEE	Privatisation	1	774,908.71	3-Feb-06		4,511,242.51	4,222,665.34	4,222,665.34	288,577.17	493,457.64	782,034.81
1000500220000102	KTA Plastika Prishine	Privatisation	1	9,594.82	11-Sep-03		2,892,592.67	2,889,020.05	2,889,020.05	3,572.62	6,110.36	9,682.98
1000500220001169	KTA IMN BRICK FACTORY	Privatisation	1	31.54	3-Feb-06		6,011,034.98	6,011,019.89	6,011,019.89	15.09	25.55	40.64
1000500221001142	KTA SUNFLOWER OIL FACTORY	Privatisation	1	495,980.57	22-Mar-11		967,559.68	795,976.15	795,976.15	171,583.53	229,063.84	400,667.37
1000500222001115	KTA HOTEL UNION	Privatisation	1	-	3-Feb-06	10-Mar-10	1,786,495.81	1,786,495.81	1,786,495.81	0.00	-	0.00
1000500223001185	KTA XIM STREZOC MAGNESITE MINE	Privatisation	1	761,170.40	2-Nov-11		1,755,149.51	1,740,941.13	1,740,941.13	14,208.38	49,965.79	64,174.17
1000500224001255	KTA Prishtina Industrial Zone	Privatisation	1	517,555.98	2-Mar-06		1,267,728.00	1,177,399.68	1,177,399.68	90,328.32	429,545.61	519,873.93
1000500225001228	KTA Ramiz Sadiku Concrete Factory	Privatisation	1	-	2-Mar-06	10-Mar-10	5,600,473.47	5,600,473.47	5,600,473.47	0.00	-	0.00
1000500226001298	KTA Ramiz Sadiku Transport and Machinery	Privatisation	1	-	2-Mar-06	10-Mar-10	15,302,433.89	15,302,433.89	15,302,433.89	(0.00)	-	(0.00)
1000500227001271	KTA Ramiz Sadiku Administrative Building	Privatisation	1	-	2-Mar-06	10-Mar-10	1,055,743.79	1,055,743.79	1,055,743.79	(0.00)	-	(0.00)
1000500228001244	KTA Restaurant Tirana	Privatisation	1	-	2-Mar-06	10-Mar-10	230,588.63	230,588.63	230,588.63	(0.00)	-	(0.00)
1000500229001217	KTA Restaurant Rugova	Privatisation	1	-	2-Mar-06		6.00	6.00	6.00	-	-	-
1000500230000123	KTA ENG Beton Kamenice	Privatisation	1	-	11-Sep-03	28-Apr-09	462,439.04	462,439.04	462,439.04	0.00	-	0.00
1000500230001287	KTA Kosovatrans Ferizaj offices, maintenance pre	Privatisation	1	1,314,313.90	2-Mar-06		2,581,372.40	2,092,203.85	2,092,203.85	489,168.56	837,230.38	1,326,398.94
1000500231001260	KTA 28 nentori Old Department Store	Privatisation	1	141,548.34	2-Mar-06		843,366.11	790,653.31	790,653.31	52,712.80	90,137.18	142,849.98
1000500232001233	KTA Stacioni i Velerinise Vitit	Privatisation	1	77,857.27	10-Mar-11		156,730.73	127,693.66	127,693.66	29,037.07	49,293.39	78,330.46
1000500233001206	KTA Kosovatrans Gjilan offices, maintenance pre	Privatisation	1	931,003.28	2-Mar-06		1,833,752.46	1,475,812.31	1,475,812.31	357,940.16	581,650.27	939,590.42
1000500234001276	KTA Barnatorja Popullore II Gjilan	Privatisation	1	154,918.70	2-Mar-06		918,858.20	896,719.78	896,719.78	22,138.42	14,232.71	36,371.13
1000500235001249	KTA Qirez	Privatisation	1	-	2-Mar-06		6.00	6.00	6.00	-	-	-
1000500236001222	KTA Farm Tmavc Klina e Epërme	Privatisation	1	62,770.64	2-Mar-06		154,028.49	126,896.46	126,896.46	27,132.03	36,196.04	63,328.07
1000500237001292	KTA Restaurant Turist	Privatisation	1	52,229.53	2-Mar-06		116,795.90	97,345.34	97,345.34	19,450.56	33,259.24	52,709.80
1000500238001265	KTA Mishi	Privatisation	1	344,916.46	2-Mar-06		779,514.48	705,050.41	705,050.41	74,464.07	203,926.91	278,390.98
1000500239001238	KTA Technical Base Kosovatrans Pejë	Privatisation	1	-	2-May-11		6.00	6.00	6.00	-	-	-
1000500240000144	KTA IMN 19 Qershori Podujeve	Privatisation	1	-	11-Sep-03	2-May-08	859,165.94	859,165.94	859,165.94	0.00	-	0.00
1000500240001211	KTA Kosova Vera Winery	Privatisation	1	1.05	2-Mar-06		452,822.75	452,821.40	452,821.40	1.35	-	1.35
1000500241001281	KTA Seed Factory	Privatisation	1	43,840.94	2-Mar-06		257,900.01	257,792.05	257,792.05	107.96	152.87	260.83
1000500242001351	KTA Metalografika	Privatisation	1	-	18-Apr-06	3-Nov-10	142,416.40	142,416.40	142,416.40	0.00	-	0.00
1000500243001324	KTA Vrella Cattle Farm	Privatisation	1	87,120.07	18-Oct-11		170,985.30	140,848.20	140,848.20	30,137.10	40,232.61	70,369.71
1000500244001394	KTA Agrikultural Lano Kosorq	Privatisation	1	213,308.98	18-Apr-06		473,122.11	393,685.86	393,685.86	79,436.25	135,834.32	215,270.57



Account Name	Account Number	Type of Account	Acc. type no.	Balance as of 31 Dec 2010	Opening date	Closing date	Sum of inflows	Sum of outflows	Balance of flows	Balance of current accounts	Balance of time deposits	TOTAL current and time deposit acc.
1000500245001367	KTA Factory for Massive Furniture	Privatisation	1	328,319.01	18-Apr-06		645,560.74	523,293.63	523,293.63	122,267.11	209,071.10	331,338.21
1000500246001340	KTA Klimapremix	Privatisation	1	66,683.45	18-Apr-06		409,660.23	390,292.29	390,292.29	19,367.94	4,636.35	24,004.29
1000500247001313	KTA 1 Supermarket 16 Qershori	Privatisation	1	275,916.13	18-Apr-06		611,620.48	508,869.02	508,869.02	102,751.46	175,702.01	278,453.47
1000500248001383	KTA Cycavica Hotel Centre	Privatisation	1	656,975.60	18-Apr-06		1,483,103.66	1,341,260.74	1,341,260.74	141,842.92	388,452.42	530,295.34
1000500249001356	KTA AC 23 Nentori Old bakery Stan Trg	Privatisation	1	-	18-Apr-06		6.00	6.00	6.00	-	-	-
1000500250001329	KTA Extra paint Factory	Privatisation	1	386,901.09	18-Apr-06		766,435.10	499,647.05	499,647.05	266,788.05	123,730.28	390,518.33
1000500251001302	KTA Kosova Control	Privatisation	1	1,994.66	18-Apr-06		96,317.18	95,917.84	95,917.84	399.34	1,610.96	2,010.30
1000500252001372	KTA Kosovashp	Privatisation	1	488,973.86	18-Apr-06		953,849.22	784,700.78	784,700.78	169,148.44	225,811.30	394,959.74
1000500253001345	KTA Kosovashp Dardania	Privatisation	1	141,971.09	18-Apr-06		277,842.32	228,731.03	228,731.03	49,111.29	65,563.36	114,674.65
1000500254001318	KTA Kosovashp Industrial Zone	Privatisation	1	927,522.94	18-Apr-06		1,808,199.87	1,487,346.32	1,487,346.32	320,853.55	428,336.13	749,189.68
1000500255001388	KTA Ferma Miradi e Eperme	Privatisation	1	1,084,883.01	18-Apr-06		2,145,617.61	2,028,332.57	2,028,332.57	117,285.04	456,777.54	574,062.58
1000500256001361	KTA Factory for Processing of Mushrooms and F	Privatisation	1	129,872.87	18-Apr-06		308,556.98	260,192.20	260,192.20	48,364.78	82,702.42	131,067.20
1000500257001334	KTA Bujësisia Babimost arable farm	Privatisation	1	233,841.24	18-Apr-06		489,914.39	429,060.18	429,060.18	60,854.21	127,719.40	188,573.61
1000500258001307	KTA Koritniku Dragash Old Administration Building	Privatisation	1	58,135.37	18-Apr-06		114,519.66	94,408.84	94,408.84	20,110.82	26,847.26	46,958.08
1000500259001377	KTA Koritniku Dragash Warehouse	Privatisation	1	128,264.38	18-Apr-06		251,140.29	206,769.91	206,769.91	44,370.38	59,232.87	103,603.25
1000500260001350	KTA Aromatik	Privatisation	1	-	18-Apr-06	10-Mar-10	644,023.58	644,023.58	644,023.58	0.00	-	0.00
1000500261001323	KTA Famipa	Privatisation	1	1,015.86	18-Apr-06		7,296,745.15	5,777,381.08	5,777,381.08	1,519,364.07	2,392,207.00	3,911,571.07
1000500262001490	KTA Agricultural Land Vrelle	Privatisation	1	160,683.95	18-May-06		314,297.80	258,712.91	258,712.91	55,584.89	74,204.89	129,789.78
1000500263001463	KTA Vrella Vineyard	Privatisation	1	161,793.29	18-Oct-11		402,457.15	346,488.29	346,488.29	55,968.86	74,718.57	130,687.43
1000500264001436	KTA Agricultural Land Baran	Privatisation	1	20,784.68	18-May-06		47,218.61	39,478.47	39,478.47	7,740.14	13,235.68	20,975.82
1000500265001409	KTA Agricultural Land Callopek	Privatisation	1	-	18-May-06		6.00	6.00	6.00	-	-	-
1000500266001479	KTA Brekove Agricultural Production Malishgani	Privatisation	1	178,972.54	18-May-06		405,082.38	366,437.88	366,437.88	38,644.50	105,834.49	144,478.99
1000500267001452	KTA Renovc Agricultural Production Malishgani	Privatisation	1	183,254.71	18-May-06		414,745.22	375,176.45	375,176.45	39,568.77	108,367.24	147,936.01
1000500268001425	KTA Factory Radusha	Privatisation	1	728,863.50	18-May-06		779,098.56	730,083.71	730,083.71	49,014.85	729,069.71	778,084.56
1000500269001495	KTA Tarolit Warehouse	Privatisation	1	144,898.72	12-Apr-11		285,614.24	231,653.96	231,653.96	53,960.28	92,270.94	146,231.22
1000500270001468	KTA Warehouse Kotradiq	Privatisation	1	67,498.17	2-Nov-11		133,723.15	108,586.53	108,586.53	25,136.62	42,982.23	68,118.85
1000500271001441	KTA IMF Kosova	Privatisation	1	2,860,382.23	18-May-06		5,735,400.16	5,725,279.67	5,725,279.67	10,120.49	164,907.21	175,027.70
1000500272001414	KTA Dardania Arberia	Privatisation	1	1,248,541.00	18-May-06		3,021,494.23	2,986,216.54	2,986,216.54	35,277.69	69,592.56	104,870.25
1000500273001484	KTA Dardania Unit Metall	Privatisation	1	723,118.73	18-May-06		1,620,755.62	1,594,993.72	1,594,993.72	25,761.90	50,324.22	76,086.12
1000500274001457	KTA Lux Warehouse	Privatisation	1	184,506.27	18-May-06		409,266.76	340,556.49	340,556.49	68,710.27	117,492.71	186,202.98
1000500275001430	KTA Svaracak	Privatisation	1	-	22-Mar-11		6.00	6.00	6.00	-	-	-
1000500276001403	KTA Kosovitrans Buses and Maintenance Mitrov	Privatisation	1	-	18-May-06		6.00	6.00	6.00	-	-	-
1000500277001473	KTA Moravmont	Privatisation	1	634,573.88	18-May-06		1,800,081.64	1,563,765.63	1,563,765.63	236,316.01	404,093.42	640,409.43
1000500278001446	KTA Anamorava Business Premises	Privatisation	1	-	18-May-06	4-May-10	315,881.61	315,881.61	315,881.61	0.00	-	0.00
1000500279001419	KTA Anamorava Warehouse	Privatisation	1	-	18-May-06	4-May-10	318,369.24	318,369.24	318,369.24	0.00	-	0.00
1000500280001489	KTA Kooperativa Bujësiore e Vitisë	Privatisation	1	185,826.47	18-May-06		372,326.55	303,022.62	303,022.62	69,303.93	117,651.93	186,955.86
1000500281001462	KTA Ferrtrans	Privatisation	1	64,589.56	18-May-06		404,809.96	404,663.82	404,663.82	146.14	188.50	334.64

Account Name	Account Number	Type of Account	Acc. type no.	Balance as of 31 Dec 2010	Opening date	Closing date	Sum of inflows	Sum of outflows	Balance of flows	Balance of current accounts	Balance of time deposits	TOTAL current and time deposit acc.
1000500282001435	KTA Jugoterm International	Privatisation	1	6,250.41	18-May-06		467,120.49	187,553.77	187,553.77	279,566.72	5,075.71	284,642.43
1000500283001408	KTA Grafikos	Privatisation	1	91,339.65	18-May-06		549,089.05	548,841.67	548,841.67	247.38	377.63	625.01
1000500284001478	KTA Elan	Privatisation	1	-	18-May-06		377,098.83	339,123.40	339,123.40	37,975.43	134,708.11	172,683.54
1000500285001451	KTA Veterinary Station Prizren	Privatisation	1	144,631.29	12-Oct-11		317,817.42	196,450.76	196,450.76	121,366.66	10,055.85	131,422.51
1000500286001521	KTA Magjistrala Shime	Privatisation	1	35,742.76	12-Jun-06		218,341.63	209,618.19	209,618.19	8,723.44	2,485.13	11,208.57
1000500287001591	KTA Tregjia Shime Shopping Mall	Privatisation	1	430,615.98	26-Jul-11		860,210.09	711,239.94	711,239.94	148,970.15	198,893.80	347,863.95
1000500288001564	KTA Tregjia Shops in Prishtine and Lipjan	Privatisation	1	262,942.62	26-Jul-11		513,542.65	422,576.12	422,576.12	90,966.53	121,454.24	212,420.77
1000500289001537	KTA Ramiz Sadiku Cikatova Quarry	Privatisation	1	-	12-Jun-06	10-Mar-10	2,694,079.02	2,694,079.02	2,694,079.02	(0.00)	-	(0.00)
1000500290001510	KTA Agricultural Land Koretin	Privatisation	1	38,737.51	12-Jun-06		95,537.84	78,793.45	78,793.45	16,744.39	22,337.08	39,081.47
1000500291001580	KTA Stacioni i Velerinise Kamenica	Privatisation	1	40,800.84	10-Mar-11		81,329.79	66,135.60	66,135.60	15,194.19	25,981.79	41,175.98
1000500292001553	KTA Kualiteti International	Privatisation	1	1,880,894.37	12-Jun-06		4,334,001.08	3,924,293.43	3,924,293.43	409,707.65	123,468.25	533,175.90
1000500293001526	KTA Kosovitrans Technical Repair Base & Buses	Privatisation	1	338,725.36	12-Jun-06		665,983.38	539,841.50	539,841.50	126,141.88	215,698.36	341,840.24
1000500294001596	KTA IFS Progres Fatex Istog	Privatisation	1	546,016.03	12-Jun-06		1,225,739.27	834,716.53	834,716.53	391,022.74	160,127.98	551,150.72
1000500295001569	KTA Mirusha Vineyards/Agricultural Land Banja	Privatisation	1	1,272,559.03	12-Jun-06		2,498,270.51	2,024,642.81	2,024,642.81	473,627.70	810,632.39	1,284,260.09
1000500296001542	KTA IFS Progres Prizren	Privatisation	1	4,724,135.48	12-Jun-06		9,085,689.61	5,700,308.46	5,700,308.46	3,385,381.15	1,383,176.24	4,768,557.39
1000500297001515	KTA Runiku	Privatisation	1	45,458.34	12-Jun-06		107,075.52	72,730.57	72,730.57	34,344.95	11,539.58	45,884.53
1000500298001585	KTA Former Hotel Palas	Privatisation	1	325,508.69	12-Jun-06		640,047.18	518,827.00	518,827.00	121,220.18	207,281.87	328,502.05
1000500299001558	KTA Agricultural Station Gjakove	Privatisation	1	614,609.08	12-Jun-06		1,377,115.45	861,368.64	861,368.64	515,746.81	42,732.35	558,479.16
1000500300000367	KTA BOTTLING PLANT LIPJAN	Privatisation	1	-	21-Sep-04	13-Dec-07	715,385.84	715,385.84	715,385.84	0.00	-	0.00
1000500301001504	KTA Storage Space Leshan	Privatisation	1	107,719.31	22-Mar-11		212,655.23	172,540.29	172,540.29	40,114.94	68,594.92	108,709.86
1000500302001574	KTA AC Deqan Agricultural Land Qesta	Privatisation	1	268,049.93	12-Jun-06		536,521.87	436,551.42	436,551.42	99,970.45	169,708.71	269,679.16
1000500303001547	KTA Malishegan Agricultural Land New Parillovë	Privatisation	1	377,628.15	12-Jun-06		853,092.58	771,547.79	771,547.79	81,544.79	223,327.55	304,872.34
1000500304001520	KTA Motel Nora	Privatisation	1	379,007.29	12-Jun-06		839,602.34	698,459.06	698,459.06	141,143.28	241,349.33	382,492.61
1000500305001590	KTA Guser Cattle Farm	Privatisation	1	139,565.24	12-Jun-06		273,157.08	224,877.73	224,877.73	48,279.35	64,452.07	112,731.42
1000500306001563	KTA Agricultural Land Gusar	Privatisation	1	256,542.14	12-Jun-06		501,043.02	412,298.74	412,298.74	88,744.28	118,473.19	207,217.47
1000500307001536	KTA NBI Suhareka	Privatisation	1	4,412,518.74	12-Jun-06		10,121,577.19	10,082,756.46	10,082,756.46	38,820.73	362,226.54	401,047.27
1000500310000388	KTA FAZITA PRISHTINE	Privatisation	1	157.36	21-Sep-04		2,952,680.71	2,952,668.87	2,952,668.87	21.84	181.21	203.05
1000500315001611	KTA Llap 4 Shops	Privatisation	1	171,616.44	13-Jul-06		574,043.63	510,133.18	510,133.18	63,910.45	109,284.15	173,194.60
1000500316001681	KTA Llap 5 Shops	Privatisation	1	-	13-Jul-06		6.00	6.00	6.00	-	-	-
1000500317001654	KTA Llap 6 Shops	Privatisation	1	298,900.29	13-Jul-06		659,538.85	548,227.49	548,227.49	111,311.36	190,337.66	301,649.02
1000500318001627	KTA Aklap Agriculture Land	Privatisation	1	10,038.99	13-Jul-06		62,394.20	62,377.47	62,377.47	16.73	22.32	39.05
1000500319001697	KTA Babush Agriculture Land	Privatisation	1	71,285.11	13-Jul-06		178,581.28	161,826.60	161,826.60	16,754.68	40,715.02	57,469.70
1000500320000312	KTA FAZITA INDUSTRIAL ZONE PRISHTINE	Privatisation	1	27.22	21-Sep-04		583,681.49	583,668.48	583,668.48	13.01	22.05	35.06
1000500320001670	KTA Raiko Mitrovic	Privatisation	1	203,170.80	13-Jul-06		543,394.52	376,494.56	376,494.56	166,899.96	17,630.90	184,530.86
1000500321001643	KTA Poturovc Agriculture Land	Privatisation	1	13,053.35	13-Jul-06		131,012.31	130,989.91	130,989.91	22.40	29.83	52.23
1000500322001616	KTA Llugajji Agriculture Land	Privatisation	1	59,418.13	13-Jul-06		363,515.87	363,415.31	363,415.31	100.56	134.24	234.80
1000500323001686	KTA Grackë e Vjetër/Hallaq i Madh Agriculture La	Privatisation	1	73,862.82	13-Jul-06		451,753.60	451,628.20	451,628.20	125.40	167.32	292.72

Account Name	Account Number	Type of Account	Acc.type no.	Balance as of 31 Dec 2010	Opening date	Closing date	Sum of inflows	Sum of outflows	Balance of flows	Balance of current accounts	Balance of time deposits	TOTAL current and time deposit acc.
1000500324001659	KTA Smallusha Agriculture Land	Privatisation	1	15,541.93	13-Jul-06		146,194.72	146,168.17	146,168.17	26.55	35.35	61.90
1000500325001632	KTA Toplican Agriculture Land	Privatisation	1	33,791.17	26-Jul-11		207,167.71	207,110.84	207,110.84	56.87	75.92	132.79
1000500326001605	KTA Dobraje e Madhe Agriculture Land	Privatisation	1	172,066.48	13-Jul-06		429,265.35	388,824.98	388,824.98	40,440.37	98,280.84	138,721.21
1000500327001675	KTA Tregtia e Kosoves	Privatisation	1	1,537,712.34	26-Jul-11		3,455,805.12	3,136,816.06	3,136,816.06	318,989.06	922,382.79	1,241,371.85
1000500328001648	KTA Auto Shkolla "Drita"	Privatisation	1	375,920.33	13-Jul-06		789,167.15	668,515.35	668,515.35	120,651.80	188,040.40	308,692.20
1000500329001621	KTA Agriculture Land in Korbliq	Privatisation	1	33,922.07	13-Jul-06		67,834.80	55,202.33	55,202.33	12,632.47	21,601.52	34,233.99
1000500330000333	KTA PLANTAC SHTIME SHT	Privatisation	1	451,413.57	21-Sep-04		999,857.15	831,750.10	831,750.10	168,107.05	287,457.78	455,564.83
1000500330001691	KTA Tregtia Shops Lamela A&C	Privatisation	1	277,797.71	26-Jul-11		542,485.93	446,382.20	446,382.20	96,103.73	128,309.58	224,413.31
1000500331001664	KTA 17 Nentori Shops	Privatisation	1	427,690.55	13-Jul-06		838,884.85	546,609.82	546,609.82	292,275.03	139,421.26	431,696.29
1000500332001637	KTA Kinemaja Gjilan	Privatisation	1	22,341.47	13-Jul-06		352,727.01	348,783.93	348,783.93	3,943.08	13,412.00	17,355.08
1000500333001610	KTA Sheep Farm in Rakaj	Privatisation	1	338,978.08	13-Jul-06		666,478.94	540,243.42	540,243.42	126,235.52	215,859.86	342,095.38
1000500334001680	KTA Veterinary Station Rahovec	Privatisation	1	-	12-Oct-11		6.00	6.00	6.00	-	-	-
1000500335001653	KTA Liria "Lakurij 1" Shops	Privatisation	1	265,344.50	13-Jul-06		521,977.92	423,163.54	423,163.54	98,814.38	168,970.20	267,784.58
1000500336001626	KTA Hotel "Balikan" Suhareka	Privatisation	1	183,566.95	13-Jul-06		1,093,538.17	1,025,177.01	1,025,177.01	68,361.16	116,893.89	185,255.05
1000500337001696	KTA Cycavica Warehouse Llamarina	Privatisation	1	63,407.75	13-Jul-06		144,283.29	130,593.08	130,593.08	13,690.21	37,490.80	51,181.01
1000500338001669	KTA Produkti Workshop	Privatisation	1	68,002.61	13-Jul-06		166,761.10	137,367.57	137,367.57	29,393.53	39,212.90	68,606.43
1000500339001642	KTA Cycavica Warehouse Market	Privatisation	1	169,173.73	13-Jul-06		382,840.94	346,316.06	346,316.06	36,524.88	100,027.94	136,552.82
1000500340000354	KTA PLANTACION REFRIG PL FERIZAJ	Privatisation	1	183,809.93	21-Sep-04		407,879.16	339,427.69	339,427.69	68,451.47	117,048.76	185,500.23
1000500340001615	KTA AC Banja	Privatisation	1	305,496.66	13-Jul-06		704,942.18	590,771.83	590,771.83	114,170.35	42,176.99	156,347.34
1000500341001685	KTA Lavra/Brzda Warehouse	Privatisation	1	32,265.59	13-Jul-06		192,841.21	181,326.01	181,326.01	11,515.20	2,243.31	13,758.51
1000500342001658	KTA Agrodukajini Business Premises	Privatisation	1	259,656.58	13-Jul-06		510,816.56	414,119.99	414,119.99	96,696.57	165,347.80	262,044.37
1000500343001631	KTA Warehouse Agimi	Privatisation	1	213,814.64	18-Oct-11		420,856.27	341,230.87	341,230.87	79,625.40	136,155.44	215,780.84
1000500350000375	KTA PLANTACION FERIZAJ	Privatisation	1	316,247.33	21-Sep-04		700,847.68	583,076.76	583,076.76	117,770.92	201,384.62	319,155.54
1000500351001706	KTA Animal Feed Factory	Privatisation	1	170,118.19	10-Aug-06		1,097,222.31	1,057,660.37	1,057,660.37	39,561.94	11,828.07	51,390.01
1000500352001776	KTA Drithnaja Dardania	Privatisation	1	827,304.05	10-Aug-06		1,621,320.92	1,222,634.06	1,222,634.06	398,686.86	269,607.48	668,294.34
1000500353001749	KTA Farm Rizhane AC 23 Nentori	Privatisation	1	32,082.43	10-Aug-06		64,768.01	58,061.45	58,061.45	6,706.56	19,205.71	25,912.27
1000500354001722	KTA Cycavica Shops Obiligi	Privatisation	1	83,968.12	10-Aug-06		190,656.00	172,526.84	172,526.84	18,129.16	49,647.71	67,776.87
1000500355001792	KTA Radusha Sawmill	Privatisation	1	65,979.47	10-Aug-06		130,744.30	106,173.57	106,173.57	24,570.73	42,015.46	66,586.19
1000500356001765	KTA AC Burimi Vrelle	Privatisation	1	43,126.54	10-Aug-06		85,896.19	69,835.43	69,835.43	16,060.76	27,462.36	43,523.12
1000500357001738	KTA Elmont	Privatisation	1	136,154.67	10-Aug-06		273,053.17	267,981.59	267,981.59	5,071.58	29,726.89	34,798.47
1000500358001711	KTA N.P.T. Hidromont	Privatisation	1	186,728.93	10-Aug-06		385,750.40	380,701.81	380,701.81	5,048.59	9,964.70	15,013.29
1000500359001781	KTA Ferma e Shepze Erenku	Privatisation	1	377,830.52	10-Aug-06		853,527.07	771,942.84	771,942.84	81,584.23	223,435.61	305,019.84
1000500360000396	KTA DERMA COM. WAREH.MIT	Privatisation	1	-	21-Sep-04		141,089.48	141,089.48	141,089.48	(0.00)	-	(0.00)
1000500360001754	KTA Malishan Hazel Plantation	Privatisation	1	187,678.05	10-Aug-06		424,605.19	384,079.71	384,079.71	40,525.48	110,965.44	151,510.92
1000500361001727	KTA Ramiz Sediku Istog	Privatisation	1	-	10-Aug-06		6.00	6.00	6.00	-	-	-
1000500362001797	KTA Agricultural Land Rakosh	Privatisation	1	262,482.43	10-Aug-06		512,633.84	421,834.76	421,834.76	90,799.08	121,216.39	212,015.47
1000500363001770	KTA Supermarket Agimi	Privatisation	1	354,942.62	22-Mar-11		697,807.11	565,625.45	565,625.45	132,181.66	226,025.03	358,206.69

Account Name	Account Number	Type of Account	Acc. type no.	Balance as of 31 Dec 2010	Opening date	Closing date	Sum of inflows	Sum of outflows	Balance of flows	Balance of current accounts	Balance of time deposits	TOTAL current and time deposit acc.
1000500364001743	KTA Agricultural Land Dollove	Privatisation	1	135,055.86	10-Aug-06		299,920.91	249,625.49	249,625.49	50,295.42	86,002.43	136,297.85
1000500365001716	KTA 1 Maji Rahovec Administration Building	Privatisation	1	-	10-Aug-06		6.00	6.00	6.00	-	-	-
1000500366001786	KTA 1 Maji Xerxe Marble and Concrete Unit	Privatisation	1	566,773.20	10-Aug-06		1,168,574.19	795,327.77	795,327.77	373,246.42	39,406.28	412,652.70
1000500367001759	KTA Agriculture Land Elezaj	Privatisation	1	445,567.47	10-Aug-06		858,003.38	535,455.41	535,455.41	322,547.97	127,211.75	449,759.72
1000500368001732	KTA Kinemaja e Qvellit Ferizaj	Privatisation	1	-	10-Aug-06	3-Nov-10	459,819.22	459,819.22	459,819.22	0.00	-	0.00
1000500369001705	KTA Universiteti i Punetoreve Ferizaj	Privatisation	1	-	24-Aug-11		858,333.57	858,333.57	858,333.57	0.00	-	0.00
1000500370000320	KTA PROGRESI PRINT MITROVICA	Privatisation	1	-	21-Sep-04	1-Apr-09	291,863.79	291,863.79	291,863.79	0.00	-	0.00
1000500370001775	KTA Qarkullimi administration and Yard Complex	Privatisation	1	426,597.12	10-Aug-06		1,026,576.38	824,980.59	824,980.59	201,595.79	58,895.99	260,491.78
1000500371001748	KTA Qarkullimi Supermarket	Privatisation	1	-	10-Aug-06		6.00	6.00	6.00	-	-	-
1000500372001721	KTA Qendresa Shopping Mall	Privatisation	1	457,886.40	10-Aug-06		1,052,683.80	1,047,592.19	1,047,592.19	5,091.61	39,527.75	44,619.36
1000500373001791	KTA Bauxite Mine Vollljak	Privatisation	1	-	10-Aug-06		6.00	6.00	6.00	-	-	-
1000500380000341	KTA UNIVERSAL WAREHOUSE LEPOSAVIQ	Privatisation	1	-	24-Aug-11		6.00	6.00	6.00	-	-	-
1000500381001866	KTA Agricultural Machinery Service Unit in Fushë	Privatisation	1	317,657.37	26-Sep-06		666,292.84	588,307.85	588,307.85	77,984.99	178,177.77	256,162.76
1000500382001839	KTA Uraia Supermarket VII	Privatisation	1	199,500.74	12-Oct-11		387,241.13	322,612.20	322,612.20	64,628.93	105,052.83	169,681.76
10005003830001812	KTA Uraia Supermarket XII	Privatisation	1	119,053.05	12-Oct-11		689,173.34	647,226.04	647,226.04	41,947.30	28,198.59	70,145.89
1000500384001882	KTA Bentsokos	Privatisation	1	263,089.96	26-Sep-06		526,609.60	428,489.53	428,489.53	98,120.07	166,568.95	264,689.02
1000500385001855	KTA 17 Nentori Central Shops in Ferizaj	Privatisation	1	1,091,769.52	26-Sep-06		2,139,194.46	1,392,547.02	1,392,547.02	746,647.44	355,346.99	1,101,994.43
1000500386001828	KTA 17 Nentori Offices and Shopping Centre Ferizaj	Privatisation	1	1,768,706.61	26-Sep-06		3,464,801.63	2,255,450.55	2,255,450.55	1,209,351.08	575,920.16	1,785,271.24
1000500387001898	KTA 17 Nentori Shops Gijani Street Ferizaj	Privatisation	1	318,076.45	26-Sep-06		624,193.63	406,440.27	406,440.27	217,753.36	103,302.45	321,055.81
1000500388001871	KTA 17 Nentori Warehouse Ferizaj	Privatisation	1	803,471.59	26-Sep-06		1,574,646.25	1,025,235.33	1,025,235.33	549,410.93	261,585.48	810,996.40
1000500389001844	KTA 28 nentori Shops and Offices	Privatisation	1	244,423.88	26-Sep-06		1,455,394.83	1,364,370.57	1,364,370.57	91,024.26	155,647.31	246,671.57
1000500390000362	KTA UNIVERSAL SHOP M LEPOSAVIQ	Privatisation	1	-	24-Aug-11		6.00	6.00	6.00	-	-	-
1000500390001817	KTA Morava e Binqes Administration	Privatisation	1	1,299,469.67	26-Sep-06		2,551,072.73	2,067,429.07	2,067,429.07	483,643.67	827,774.53	1,311,418.19
1000500391001887	KTA Tankosiq Agriculture Land	Privatisation	1	599,589.06	22-Mar-11		1,148,806.35	953,899.60	953,899.60	194,906.75	289,754.97	484,661.72
1000500392001860	KTA Tregtia Ferizaj Shops	Privatisation	1	487,137.55	26-Jul-11		950,330.65	781,806.90	781,806.90	168,523.75	225,000.07	393,523.82
1000500393001833	KTA AC Decani Agricultural Land Maznik	Privatisation	1	16,102.50	26-Sep-06		33,416.85	27,411.69	27,411.69	6,005.16	10,195.20	16,200.36
1000500394001806	KTA AC Dobrushe	Privatisation	1	386,870.92	26-Sep-06		873,921.30	790,384.16	790,384.16	83,537.14	228,781.36	312,318.50
1000500395001876	KTA Agricultural Land Glogjan	Privatisation	1	-	26-Sep-06		6.00	6.00	6.00	-	-	-
1000500396001849	KTA Agricultural Land Iznic Glogjan	Privatisation	1	-	26-Sep-06		6.00	6.00	6.00	-	-	-
1000500396001892	KTA Agricultural Land Zajm	Privatisation	1	431,428.55	26-Sep-06		955,114.51	794,449.55	794,449.55	160,664.96	274,730.98	435,395.94
1000500399001865	KTA Hazel Nut and Cherry Orchard	Privatisation	1	70,118.70	26-Sep-06		138,865.77	112,753.35	112,753.35	26,112.42	44,651.06	70,763.48
1000500400000383	KTA BUJQESIA ZAHAO PEJE	Privatisation	1	963,945.51	21-Sep-04		2,117,352.98	1,758,586.63	1,758,586.63	358,766.35	614,042.57	972,808.92
1000500400001838	KTA Malishgan Binqe Agricultural Land	Privatisation	1	233,233.93	26-Sep-06		527,364.71	477,002.34	477,002.34	50,362.37	137,925.64	188,288.01
1000500401001811	KTA Supermarket Dardania	Privatisation	1	-	22-Mar-11		89,815.49	89,815.49	89,815.49	0.00	-	0.00
1000500402001881	KTA Trading Centre Istog	Privatisation	1	445,167.41	26-Jul-11		1,005,623.09	909,497.62	909,497.62	96,125.47	263,258.93	359,384.40
1000500403001854	KTA Farm Belgora - AC 23 Nentori	Privatisation	1	33,672.26	26-Sep-06		67,910.94	60,872.01	60,872.01	7,038.93	20,157.45	27,196.38
1000500404001827	KTA Veterinary Station Skenderaj	Privatisation	1	33,033.83	12-Oct-11		78,413.97	73,822.04	73,822.04	4,591.93	20,486.58	25,078.51

Account Name	Account Number	Type of Account	Acc. type no.	Balance as of 31 Dec 2010	Opening date	Closing date	Sum of inflows	Sum of outflows	Balance of flows	Balance of current accounts	Balance of time deposits	TOTAL current and time deposit acc.
1000500405001897	KTA Liria "Bazhdarhane 1" shops	Privatisation	1	34,155.35	26-Sep-06		68,290.59	55,571.12	55,571.12	12,719.47	21,749.98	34,469.45
1000500406001870	KTA Liria "Jeronim de Rada 1" shop	Privatisation	1	41,297.87	26-Sep-06		82,307.60	66,927.98	66,927.98	15,379.62	26,298.03	41,677.65
1000500407001843	KTA Pritrenmarket Jeronim de Rada	Privatisation	1	1,770,528.02	26-Sep-06		3,607,481.32	3,022,507.58	3,022,507.58	584,973.74	846,084.98	1,431,058.72
1000500408001816	KTA Hotel Dardania Prizren	Privatisation	1	648,657.07	26-Sep-06		1,314,787.14	1,108,507.34	1,108,507.34	206,279.80	317,977.92	524,257.72
1000500409001886	KTA Factory for Industrial Batteries Trebca	Privatisation	1	-	26-Sep-06		6.00	6.00	6.00	-	-	-
1000500410000307	KTA 17 NENTORI DEP STORE PEJJE	Privatisation	1	-	21-Sep-04	13-Dec-07	4,286,628.72	4,286,628.72	4,286,628.72	0.00	-	0.00
1000500410001859	KTA Mullin Fushe Kosove - PODUJEVE - LIPJAN	Privatisation	1	2,634,152.53	26-Sep-06		5,158,395.22	4,191,049.58	4,191,049.58	967,345.65	1,691,015.54	2,668,361.18
1000500411001832	KTA Agricultural Land Shapte Gramacel	Privatisation	1	-	26-Sep-06		6.00	6.00	6.00	-	-	-
1000500420000328	KTA TEUTA 1 BURIM	Privatisation	1	-	2-May-11		6.00	6.00	6.00	-	-	-
1000500429001928	KTA Taphane	Privatisation	1	349,590.47	28-Dec-10		687,303.67	557,115.37	557,115.37	130,188.30	222,616.99	352,805.29
1000500430000349	KTA TEUTA 2 BURIM	Privatisation	1	-	2-May-11		6.00	6.00	6.00	-	-	-
1000500430001998	KTA Station for Plant Protection	Privatisation	1	69,181.67	10-Mar-11		140,282.33	139,779.44	139,779.44	502.89	5,473.76	5,976.65
1000500431001971	KTA Dardania Centre	Privatisation	1	46,221.41	20-Nov-06		275,053.97	254,643.57	254,643.57	20,410.40	3,213.54	23,623.94
1000500432001944	KTA Agimi Shops Complex 1	Privatisation	1	179,361.07	20-Nov-06		398,016.41	326,666.39	326,666.39	71,350.02	129,726.31	201,076.33
1000500433001917	KTA Agimi Shops Complex 2	Privatisation	1	63,013.27	20-Nov-06		169,592.34	141,570.71	141,570.71	28,021.63	55,636.83	83,668.46
1000500434001987	KTA Agimi Shops Complex 3	Privatisation	1	275,836.79	20-Nov-06		542,568.19	439,846.41	439,846.41	102,721.78	175,651.61	278,373.39
1000500435001960	KTA Agimi Shops Complex 4	Privatisation	1	-	20-Nov-06		6.00	6.00	6.00	-	-	-
1000500436001933	KTA AC Gurakoc	Privatisation	1	333,573.84	20-Nov-06		656,871.74	531,648.73	531,648.73	124,223.01	212,418.45	336,641.46
1000500437001906	KTA AC Isiog Slaughterhouse	Privatisation	1	-	20-Nov-06		6.00	6.00	6.00	-	-	-
1000500438001976	KTA Piston Pump Factory	Privatisation	1	51,518.12	20-Nov-06		310,269.21	310,121.43	310,121.43	147.78	219.76	367.54
1000500439001949	KTA NT Decan Shops	Privatisation	1	234,123.65	20-Nov-06		496,092.57	494,212.05	494,212.05	1,880.52	18,859.95	20,740.47
1000500440000370	KTA PRINTING HOUSE PRIZREN	Privatisation	1	-	21-Sep-04	26-May-09	865,369.10	865,369.10	865,369.10	0.00	-	0.00
1000500440001922	KTA Factory for Metallic Elements Kline	Privatisation	1	748,247.57	20-Nov-06		1,440,163.32	903,345.29	903,345.29	536,818.03	218,466.60	755,284.63
1000500441001992	KTA Amature Factory Decan	Privatisation	1	328,372.56	20-Nov-06		648,217.22	645,470.59	645,470.59	2,746.63	26,661.00	29,407.63
1000500442001965	KTA Mirusha Transport	Privatisation	1	54,515.60	20-Nov-06		121,096.02	100,794.50	100,794.50	20,301.52	34,715.38	55,016.90
1000500443001938	KTA Bujku	Privatisation	1	475,404.87	20-Nov-06		938,507.42	872,133.58	872,133.58	66,373.84	315,926.76	382,300.60
1000500444001911	KTA Morava e Eperme "Margaritar e Vitise"	Privatisation	1	241,421.01	20-Nov-06		471,613.49	388,094.09	388,094.09	83,519.40	111,507.65	195,027.05
1000500445001981	KTA Morava e Eperme "Trendafilat e Vitise"	Privatisation	1	-	20-Nov-06		6.00	6.00	6.00	-	-	-
1000500446001954	KTA Morava e Eperme Shopping Mall	Privatisation	1	677,871.67	20-Nov-06		1,321,928.09	1,087,420.85	1,087,420.85	234,507.24	313,096.56	547,603.80
1000500447001927	KTA Farm Barel AC 23 nentori	Privatisation	1	45,822.52	20-Nov-06		91,962.39	82,383.54	82,383.54	9,578.85	27,431.22	37,010.07
1000500448001997	KTA Farm Selac AC 23 nentori .	Privatisation	1	162,726.49	20-Nov-06		333,354.81	299,338.08	299,338.08	34,016.73	97,415.44	131,432.17
1000500449001970	KTA Dardania Business Premise in Prizreni	Privatisation	1	156,632.70	20-Nov-06		432,237.13	382,426.73	382,426.73	49,810.40	76,783.52	126,593.92
1000500450000391	KTA BUZAGILLEK PRIZREN	Privatisation	1	-	21-Sep-04	26-May-09	2,920,200.12	2,920,200.12	2,920,200.12	(0.00)	-	(0.00)
1000500450001943	KTA Dardania Business Premise in Prishtina	Privatisation	1	269,526.30	20-Nov-06		547,051.82	461,339.61	461,339.61	85,712.21	132,124.51	217,836.72
1000500451001916	KTA Transporti	Privatisation	1	185,824.96	26-Jul-11		1,114,524.55	1,113,903.83	1,113,903.83	620.72	954.45	1,575.17
1000500452001986	KTA Artizanati Prizren	Privatisation	1	540,172.73	20-Nov-06		1,114,191.70	1,098,206.58	1,098,206.58	15,985.12	31,361.16	47,346.28
1000500453001959	KTA Perparimi Agriculture Land	Privatisation	1	-	20-Nov-06		6.00	6.00	6.00	-	-	-

Account Name	Account Number	Type of Account	Acc. type no.	Balance as of 31 Dec 2010	Opening date	Closing date	Sum of inflows	Sum of outflows	Balance of flows	Balance of current accounts	Balance of time deposits	TOTAL current and time deposit acc.
1000500454001932	KTA Sek kos Administration	Privatisation	1	110,402.75	20-Nov-06		215,133.15	167,925.22	167,925.22	47,207.93	24,014.53	71,222.46
1000500455001905	KTA Ingeniering Dardania	Privatisation	1	468,608.14	20-Nov-06		937,016.77	762,248.23	762,248.23	174,768.54	296,687.75	471,456.29
1000500456001975	KTA Ingeniering Industrial Zone	Privatisation	1	676,762.81	20-Nov-06		1,352,676.14	1,100,275.58	1,100,275.58	252,400.56	428,475.56	680,876.12
1000500457001948	KTA Ingeniering Warehouse	Privatisation	1	122,222.64	20-Nov-06		245,328.39	199,744.63	199,744.63	45,583.76	77,381.75	122,965.51
1000500458001921	KTA Ingeniering Shops	Privatisation	1	-	20-Nov-06		6.00	6.00	6.00	-	-	-
1000500459001991	KTA Ingeniering Dardania Shop	Privatisation	1	590,212.53	20-Nov-06		1,179,844.45	959,723.02	959,723.02	220,121.43	373,678.37	593,799.80
1000500460000315	KTA PH SHOP LLC GJAKOVE	Privatisation	1	-	21-Sep-04	26-May-09	90,484.92	90,484.92	90,484.92	(0.00)	-	(0.00)
1000500460001964	KTA Drihnaja Land	Privatisation	1	1,908,612.75	20-Nov-06		4,144,665.16	3,220,257.89	3,220,257.89	924,407.28	617,358.96	1,541,766.23
1000500461001937	KTA Urala Depot te Hekurudha	Privatisation	1	533,488.36	12-Oct-11		1,038,393.55	865,574.69	865,574.69	172,818.86	280,912.95	453,731.81
1000500462001910	KTA Duhani Green Building	Privatisation	1	85,631.54	20-Nov-06		507,024.32	447,786.57	447,786.57	59,237.75	27,195.17	86,432.92
1000500463001980	KTA Sek kos Industrial Zone	Privatisation	1	428,079.02	20-Nov-06		830,525.29	647,489.54	647,489.54	183,035.75	93,114.98	276,150.73
1000500464001953	KTA Urala Depot No. 86	Privatisation	1	2,113,490.96	12-Oct-11		4,091,915.11	3,406,669.93	3,406,669.93	685,245.19	1,113,105.05	1,798,350.23
1000500465001926	KTA Mulliti Ferizaj	Privatisation	1	598,674.04	20-Nov-06		1,176,107.56	953,160.08	953,160.08	222,947.48	381,231.97	604,179.45
1000500470000336	KTA PH SHOP LLC SUHAREKA	Privatisation	1	-	21-Sep-04	26-May-09	48,992.59	48,992.59	48,992.59	0.00	-	0.00
1000500480000357	KTA BANUA E KL.M.W. VITI	Privatisation	1	4,170.49	21-Sep-04		4,589,808.43	4,588,793.74	4,588,793.74	1,014.69	3,190.15	4,204.84
1000500490000378	KTA PERPARIMI SKENDERAJ	Privatisation	1	-	21-Sep-04	1-Apr-09	1,342,945.89	1,342,945.89	1,342,945.89	-	-	-
1000500490002027	KTA Agricultural Land Arat e Hereqit	Privatisation	1	425,357.32	11-Jan-07		853,525.64	744,225.24	744,225.24	109,300.40	234,521.82	343,822.22
1000500491002097	KTA Drelaj	Privatisation	1	724.18	11-Jan-07		19,766.84	19,621.93	19,621.93	144.91	584.93	729.84
1000500492002070	KTA Warehouse Agimi Gjakove	Privatisation	1	179,599.97	18-Oct-11		353,712.96	286,829.18	286,829.18	66,883.78	114,367.81	181,251.59
1000500493002043	KTA Green Market	Privatisation	1	899,865.17	11-Jan-07		1,766,972.03	1,432,065.33	1,432,065.33	334,916.71	573,222.63	908,139.33
1000500495002086	KTA Farmers Harvest	Privatisation	1	354,943.41	11-Jan-07		710,038.01	577,660.25	577,660.25	132,377.76	224,722.96	357,100.72
1000500496002059	KTA Agrokultura Administrative Building and Orch	Privatisation	1	1,213,562.32	11-Jan-07		2,724,644.19	2,475,645.42	2,475,645.42	248,998.77	730,700.44	979,699.21
1000500497002032	KTA Farm Kacandoll - AC 23 Nentori	Privatisation	1	293,768.09	11-Jan-07		636,510.20	525,852.72	525,852.72	109,657.48	127,653.46	237,310.94
1000500498002005	KTA Farm Pical - AC 23 Nentori	Privatisation	1	66,138.49	11-Jan-07		132,174.35	118,348.62	118,348.62	13,825.73	39,593.45	53,419.18
1000500499002075	KTA Farm Suvara - AC 23 Nentori	Privatisation	1	33,439.95	11-Jan-07		67,453.13	60,462.76	60,462.76	6,990.37	20,018.35	27,008.72
1000500500000302	KTA TREPOA TRANCHE 1&2 A	Privatisation	1	-	26-Jul-11		6.00	6.00	6.00	-	-	-
1000500500002048	KTA Elan Administrative Building Prizren	Privatisation	1	197,877.64	11-Jan-07		1,174,046.87	1,126,543.12	1,126,543.12	47,503.75	13,758.03	61,261.78
1000500501002021	KTA 25 Meji Shopping Mall Suhareke	Privatisation	1	1,058,107.42	11-Jan-07		2,077,474.28	1,683,661.70	1,683,661.70	393,812.58	674,024.05	1,067,836.63
1000500502002091	KTA Milk Processing Factory	Privatisation	1	-	11-Jan-07		6.00	6.00	6.00	-	-	-
1000500503002064	KTA Magjistrata Peje	Privatisation	1	920,042.04	11-Jan-07		1,883,798.57	1,880,584.53	1,880,584.53	3,214.04	20,481.26	23,695.30
1000500504002037	KTA Binaja Warehouse Lipjan	Privatisation	1	208,506.41	11-Jan-07		410,441.13	322,131.86	322,131.86	88,309.27	132,775.48	221,084.75
1000500505002010	KTA Urala Shop No. 20	Privatisation	1	1,048.91	12-Oct-11		44,708.18	44,498.00	44,498.00	210.18	846.96	1,057.14
1000500506002080	KTA Urala Shop No. 47	Privatisation	1	104,712.57	12-Oct-11		203,856.14	169,934.09	169,934.09	33,922.05	55,139.32	89,061.37
1000500507002053	KTA Urala Supermarket No. I	Privatisation	1	1,465,115.10	12-Oct-11		2,836,295.75	2,361,323.03	2,361,323.03	474,972.73	771,680.40	1,246,663.12
1000500508002026	KTA Urala Supermarket No. III	Privatisation	1	1,397,709.67	12-Oct-11		2,805,864.59	2,352,744.06	2,352,744.06	453,120.54	736,177.88	1,189,298.41
1000500509002096	KTA Urala Supermarket No. IV	Privatisation	1	193,793.75	12-Oct-11		376,203.25	313,423.38	313,423.38	62,779.87	102,047.90	164,827.77
1000500510000420	KTA RINGOV	Privatisation	1	-	27-Jan-06	30-Mar-09	257,719.58	257,719.58	257,719.58	0.00	-	0.00

Account Name	Account Number	Type of Account	Acc. type no.	Balance as of 31 Dec 2010	Opening date	Closing date	Sum of inflows	Sum of outflows	Balance of flows	Balance of current accounts	Balance of time deposits	TOTAL current and time deposit acc.
1000500510002069	KTA Seed Factory Prishtina	Privatisation	1	339,256.31	11-Jan-07		797,277.39	692,268.14	692,268.14	105,009.25	168,898.84	273,908.09
1000500511002042	KTA Metal Processing Systems Metaliku	Privatisation	1	-	11-Jan-07		6.00	6.00	6.00	-	-	-
1000500512002015	KTA Morava e Bincea Quarry	Privatisation	1	2,397,025.40	11-Jan-07		8,010,234.55	7,698,437.89	7,698,437.89	311,796.66	2,109,782.13	2,421,578.79
1000500513002182	KTA 28 nentori Shops Complex A	Privatisation	1	74,651.87	17-Jan-07		445,399.20	417,598.56	417,598.56	27,800.64	47,537.73	75,338.37
1000500514002155	KTA 28 nentori Shops Complex B	Privatisation	1	102,386.93	17-Jan-07		610,417.97	572,288.97	572,288.97	38,129.00	65,199.46	103,328.46
1000500515002128	KTA 28 nentori Shops Complex C	Privatisation	1	59,760.84	17-Jan-07		356,796.09	334,541.37	334,541.37	22,254.72	38,055.65	60,310.37
1000500516002198	KTA 28 nentori Shops Complex D	Privatisation	1	68,282.00	17-Jan-07		407,490.19	382,062.23	382,062.23	25,427.96	43,481.98	68,909.94
1000500517002171	KTA 17 Nentori Shops Dëshmorët e Kombit Street	Privatisation	1	991,529.15	17-Jan-07		1,942,871.39	1,263,915.16	1,263,915.16	678,956.23	321,859.59	1,000,815.82
1000500518002144	KTA 17 Nentori Shops Woodrow Wilson Street	Privatisation	1	1,466,828.32	17-Jan-07		3,551,438.43	2,538,943.43	2,538,943.43	1,012,495.00	468,076.75	1,480,571.75
1000500519002117	KTA 17 Nentori Shops Vellezërit Gërvalla Street	Privatisation	1	500,982.24	17-Jan-07		982,388.98	639,024.58	639,024.58	343,364.40	162,310.71	505,675.11
1000500520000441	KTA UNIS WAREHOUSE	Privatisation	1	0.00	24-Aug-11		2,298,727.22	2,298,727.22	2,298,727.22	0.00	-	0.00
1000500520002187	KTA 17 Nentori Commercial Land and Buildings	Privatisation	1	874,783.00	17-Jan-07		1,699,105.68	1,094,138.88	1,094,138.88	604,966.81	278,009.10	882,975.90
1000500521002160	KTA Agimi Shop Complex A	Privatisation	1	121,569.49	17-Jan-07		265,276.36	220,004.14	220,004.14	45,272.22	77,415.23	122,687.45
1000500522002133	KTA Drelej 1	Privatisation	1	-	17-Jan-07		6.00	6.00	6.00	-	-	-
1000500523002106	KTA Drelej 2	Privatisation	1	94,098.89	17-Jan-07		183,473.07	148,896.47	148,896.47	34,576.60	60,376.54	94,953.14
1000500524002176	KTA AC Drita Raushiq – Administrative Building	Privatisation	1	210,074.18	17-Jan-07		475,097.56	429,742.38	429,742.38	45,355.18	124,211.61	169,566.79
1000500525002149	KTA Agricultural Cooperative Istog	Privatisation	1	294,135.13	17-Jan-07		664,742.77	601,229.65	601,229.65	63,513.12	173,942.47	237,455.59
1000500526002122	KTA Agricultural Land and Warehouse Ujmiri	Privatisation	1	-	17-Jan-07	29-Sep-09	6.00	6.00	6.00	-	-	-
1000500527002192	KTA Agriculture Land Lipoveci	Privatisation	1	219,300.71	17-Jan-07		431,889.75	350,221.55	350,221.55	81,668.20	139,649.19	221,317.39
1000500528002165	KTA Urala Shop No. 2	Privatisation	1	429,761.86	12-Oct-11		832,732.97	693,510.23	693,510.23	139,222.74	226,303.43	365,526.17
1000500529002138	KTA Urala Supermarket No. V	Privatisation	1	707,825.37	12-Oct-11		1,532,751.37	1,303,449.14	1,303,449.14	229,302.23	372,725.75	602,027.98
1000500530000462	KTA UTVA WAREHOUSE 1	Privatisation	1	200,149.77	12-Oct-11		2,621,616.28	2,547,080.06	2,547,080.06	74,536.22	127,454.15	201,990.37
1000500530002111	KTA Urala Supermarket No. VIII	Privatisation	1	338,451.76	12-Oct-11		666,076.58	546,434.34	546,434.34	109,642.24	178,221.73	287,863.97
1000500531002181	KTA Liapi Shop No. 25	Privatisation	1	878.59	17-Jan-07		42,136.37	41,962.41	41,962.41	175.96	709.51	885.47
1000500532002154	KTA Liapi Shop No. 26	Privatisation	1	20,525.19	17-Jan-07		41,544.54	33,901.00	33,901.00	7,643.54	13,070.39	20,713.93
1000500533002127	KTA Liapi Shop No. 28	Privatisation	1	67,164.85	17-Jan-07		149,791.44	124,779.14	124,779.14	25,012.30	42,770.17	67,782.47
1000500534002197	KTA Liapi Shop No. 29	Privatisation	1	66,446.97	17-Jan-07		148,203.73	123,459.21	123,459.21	24,744.52	42,313.47	67,057.99
1000500535002170	KTA Agricultural land Shkabaj	Privatisation	1	12,451,657.25	17-Jan-07		25,807,801.31	22,616,051.84	22,616,051.84	3,191,749.47	6,860,823.42	10,052,572.89
1000500536002143	KTA Agricultural land Obiliq/Miloshëvë	Privatisation	1	-	17-Jan-07		6.00	6.00	6.00	-	-	-
1000500537002116	KTA Ndërtimari	Privatisation	1	-	17-Jan-07		6.00	6.00	6.00	-	-	-
1000500540000483	KTA UTVA WAREHOUSE 2	Privatisation	1	46,081.37	12-Oct-11		603,802.27	586,641.76	586,641.76	17,160.51	29,344.62	46,505.13
1000500542002272	KTA Veterinary Station Istog	Privatisation	1	211,292.71	12-Oct-11		407,574.16	255,592.63	255,592.63	151,981.53	61,298.55	213,280.08
1000500543002245	KTA TE Klina Furniture Shop	Privatisation	1	70,195.23	28-Dec-10		137,174.37	116,764.71	116,764.71	20,409.66	34,249.88	54,659.54
1000500544002218	KTA Agricultural Land Ereniku – Baks	Privatisation	1	1,125,570.45	23-Feb-07		2,289,350.79	2,023,132.95	2,023,132.95	266,217.84	642,958.13	909,175.97
1000500545002288	KTA Restaurant Drenica in Trade Centre	Privatisation	1	-	23-Feb-07	22-Feb-10	9,855.55	9,855.55	9,855.55	0.00	-	0.00
1000500546002261	KTA Drenica Shops	Privatisation	1	-	23-Feb-07		6.00	6.00	6.00	-	-	-
1000500547002234	KTA Produkt Administration Building and Resta	Privatisation	1	83,274.55	23-Feb-07		203,930.67	167,935.16	167,935.16	35,995.51	48,018.54	84,014.05

Account Name	Account Number	Type of Account	Acc.type no.	Balance as of 31 Dec 2010	Opening date	Closing date	Sum of inflows	Sum of outflows	Balance of flows	Balance of current accounts	Balance of time deposits	TOTAL current and time deposit acc.
10005005460020207	KTA 17 Nentori Central Square Shops	Privatisation	1	1,313,007.60	23-Feb-07		2,572,357.09	1,672,223.48	1,672,223.48	900,133.61	425,172.30	1,325,305.92
1000500549002277	KTA 17 Nentori Town Centre Shops	Privatisation	1	1,521,620.15	23-Feb-07		2,980,766.46	1,935,098.72	1,935,098.72	1,045,667.75	490,206.34	1,535,874.08
10005005500000407	KTA FARMED	Privatisation	1	-	27-Jan-05	13-Dec-07	100,303.09	100,303.09	100,303.09	(0.00)	-	(0.00)
10005005500002250	KTA 17 Nentori West End Shops	Privatisation	1	1,641,601.40	23-Feb-07		3,771,064.86	2,637,853.38	2,637,853.38	1,133,211.48	523,770.99	1,656,982.47
1000500551002223	KTA Barnatoja Popolare I Gjilan	Privatisation	1	95,559.78	23-Feb-07		560,473.58	503,895.06	503,895.06	56,578.52	6,643.98	63,222.50
1000500552002293	KTA Rilindja Bookshop No.6	Privatisation	1	186,104.95	23-Feb-07		366,479.56	297,174.02	297,174.02	69,305.54	118,510.77	187,816.31
1000500553002266	KTA Rilindja Bookshop No.40	Privatisation	1	-	23-Feb-07		6.00	6.00	6.00	-	-	-
1000500554002239	KTA Prizrencoop-Administrative Building Prizren	Privatisation	1	1,432,617.94	23-Feb-07		3,218,749.67	2,922,452.86	2,922,452.86	296,296.81	860,233.56	1,156,530.37
1000500555002212	KTA Podrima - Warehouse Rahovec	Privatisation	1	377,975.29	23-Feb-07		743,005.90	602,247.47	602,247.47	140,758.43	240,692.69	381,451.12
1000500556002282	KTA Sharrprodhimi "Medical Herbs Factory/Agro S	Privatisation	1	272,027.27	23-Feb-07		535,092.61	433,789.30	433,789.30	101,303.31	173,225.54	274,528.85
1000500557002255	KTA Tullara	Privatisation	1	165,110.59	26-Jul-11		325,278.59	263,791.10	263,791.10	61,487.49	105,141.39	166,628.88
1000500560000428	KTA UNIVERSAL	Privatisation	1	-	24-Aug-11		271,194.75	271,194.75	271,194.75	(0.00)	-	(0.00)
1000500562002314	KTA Malishan Jashanicë Agricultural Land	Privatisation	1	102,200.45	2-Apr-07		231,795.93	209,728.66	209,728.66	22,067.27	60,438.12	82,505.39
1000500563002384	KTA Forestry Koshutan Hill, Cubrel	Privatisation	1	-	2-Apr-07		6.00	6.00	6.00	-	-	-
1000500564002357	KTA Domestic Products	Privatisation	1	89,166.36	2-Apr-07		179,317.99	146,060.80	146,060.80	33,257.19	56,451.09	89,708.28
1000500566002330	KTA 28 nentori - Furniture Factory	Privatisation	1	1,264,019.00	2-Apr-07		2,586,734.61	2,158,904.18	2,158,904.18	426,830.43	594,581.13	1,021,411.56
1000500566002303	KTA Besa Agriculture Land	Privatisation	1	421,757.02	2-Apr-07		828,925.42	671,862.56	671,862.56	157,062.86	268,572.63	425,635.49
1000500567002373	KTA Pashtriku	Privatisation	1	313,244.42	2-Apr-07		604,459.54	511,247.28	511,247.28	93,212.27	159,912.56	253,124.82
1000500568002346	KTA Mullit Shops Fushë Kosovë	Privatisation	1	36,029.33	2-Apr-07		54,518.09	52,399.30	52,399.30	2,118.79	34,084.01	36,202.80
1000500569002319	KTA Mullit Shop Ferizaj	Privatisation	1	-	2-Apr-07		131,749.55	108,194.75	108,194.75	23,554.80	31,808.50	55,363.30
1000500570000449	KTA IMKOS	Privatisation	1	-	27-Jan-05	13-Dec-07	215,494.22	215,494.22	215,494.22	0.00	-	0.00
1000500570002389	KTA Lira Sheshi I Lidhjes së Prizrenit Shops	Privatisation	1	837,796.35	2-Apr-07		1,645,183.19	1,333,367.50	1,333,367.50	311,815.70	533,684.17	845,499.86
1000500571002362	KTA Lira Dardania Shop-Prishtinë	Privatisation	1	167,936.07	2-Apr-07		330,825.07	288,285.38	288,285.38	62,539.69	106,940.70	169,480.39
1000500572002335	KTA Zupa Recane- Supermarket in Donje Lubinje	Privatisation	1	60,198.98	2-Nov-11		140,446.09	132,272.36	132,272.36	8,173.73	15,909.00	24,082.73
1000500573002308	KTA Mlixh	Privatisation	1	104,976.85	2-Apr-07		160,351.76	139,418.16	139,418.16	20,933.60	84,574.93	105,508.53
1000500577002491	KTA Drita- Shajkoc Agricultural Land	Privatisation	1	140,291.17	16-May-07		276,573.16	224,328.02	224,328.02	52,245.14	89,336.19	141,581.33
1000500578002464	KTA Drita Sfecel Agricultural Land	Privatisation	1	422,716.47	16-May-07		841,057.64	770,812.24	770,812.24	70,245.40	256,045.30	326,290.70
1000500579002437	KTA Kosova Elektro Qafa Shop	Privatisation	1	60,432.80	16-May-07		136,282.16	134,753.00	134,753.00	1,529.16	3,030.58	4,559.74
1000500580000470	KTA CO EKOPLAST	Privatisation	1	-	27-Jan-05	26-May-09	166,060.02	166,060.02	166,060.02	0.00	-	0.00
1000500580002410	KTA Kosova Elektro Administratë	Privatisation	1	135,821.64	16-May-07		304,373.94	301,626.47	301,626.47	2,747.47	5,514.93	8,262.40
1000500581002480	KTA Gemia Land	Privatisation	1	-	16-May-07		6.00	6.00	6.00	-	-	-
1000500582002453	KTA Gemia Shops Fushë Kosove	Privatisation	1	186,584.89	16-May-07		367,417.59	297,933.26	297,933.26	69,484.33	118,816.37	188,300.70
1000500583002426	KTA Mekanizimi Lipjan	Privatisation	1	368,879.38	16-May-07		725,154.57	587,783.00	587,783.00	137,371.57	234,900.03	372,271.60
1000500584002496	KTA Turist Kosova Qafa Shop	Privatisation	1	-	26-Jul-11		6.00	6.00	6.00	-	-	-
1000500585002469	KTA TE Klina Shop 1	Privatisation	1	63,521.59	27-Apr-11		125,018.21	103,042.78	103,042.78	21,975.43	29,339.11	51,314.54
1000500586002442	KTA Supermarket Rakosh	Privatisation	1	77,640.01	22-Mar-11		150,557.51	94,610.94	94,610.94	55,946.57	22,423.76	78,370.33
1000500587002415	KTA Agriculture Land Kriqji I Rakooit	Privatisation	1	846,526.06	16-May-07		1,662,308.72	1,347,243.86	1,347,243.86	315,064.87	539,244.94	854,309.80



Account Name	Account Number	Type of Account	Acc.type no.	Balance as of 31 Dec 2010	Opening date	Closing date	Sum of inflows	Sum of outflows	Balance of flows	Balance of current accounts	Balance of time deposits	TOTAL current and time deposit acc.
1000500568002485	KTA Poultry Farm Pomosheci	Privatisation	1	66,836.60	16-May-07		132,422.69	107,532.61	107,532.61	24,890.08	42,561.14	67,451.22
1000500569002458	KTA Bukju Offices	Privatisation	1	32,342.90	16-May-07		86,423.78	65,687.37	65,687.37	736.41	1,467.15	2,203.56
1000500590000491	KTA TEXTILE INDUSTRY VUSHTEX	Privatisation	1	-	2-May-11		768,232.48	768,232.48	768,232.48	(0.00)	-	(0.00)
1000500590002431	KTA Cycavica Vushtri Shops	Privatisation	1	20,381.50	16-May-07		108,234.60	100,184.48	100,184.48	8,050.12	24,477.04	32,527.16
1000500592002474	KTA Leather Factory Bare	Privatisation	1	-	16-May-07		6.00	6.00	6.00	-	-	-
1000500593002447	KTA White House Shops	Privatisation	1	49,619.53	2-Nov-11		98,427.25	64,140.47	64,140.47	34,286.78	15,797.70	50,084.48
1000500594002420	KTA White House Apartments	Privatisation	1	125,265.80	2-Nov-11		246,574.95	160,513.91	160,513.91	86,061.04	40,378.33	126,439.37
1000500595002490	KTA Retail Barracks	Privatisation	1	145,048.60	16-May-07		285,318.21	185,696.09	185,696.09	99,622.12	46,785.32	146,407.44
1000500596002463	KTA Treglia Administration Base	Privatisation	1	195,878.91	26-Jul-11		382,883.34	315,119.70	315,119.70	67,763.64	90,473.27	158,236.91
1000500597002436	KTA Treglia Shops	Privatisation	1	414,161.54	26-Jul-11		908,215.71	764,937.42	764,937.42	143,278.29	191,293.22	334,571.51
1000500598002409	KTA Mirusha Vineyards/Agricultural Land Malishe	Privatisation	1	845,006.28	16-May-07		1,659,327.04	1,344,827.48	1,344,827.48	314,499.57	538,276.45	852,776.01
1000500599002479	KTA Zupa-Recane Supermarket in Gornje Selo	Privatisation	1	15,035.43	2-Nov-11		35,951.69	35,406.09	35,406.09	545.60	3,311.17	3,856.77
1000500600000415	KTA LUX SHOPS MITROVICA North Part O	Privatisation	1	143.34	27-Jan-05		27,846.80	27,826.70	27,826.70	20.10	164.85	184.95
1000500600002452	KTA PrizrenCoop Gjonaj/Donaj Warehouse	Privatisation	1	228,826.58	16-May-07		517,421.09	468,010.54	468,010.54	49,410.55	135,319.51	184,730.06
1000500602002592	KTA Kosovaelektro Kurmiz Shop	Privatisation	1	239,819.21	11-Jun-07		537,276.26	530,778.50	530,778.50	6,497.76	12,829.34	19,327.10
1000500603002565	KTA Kosovaelektro Shop Fushe Kosovo	Privatisation	1	41,946.49	11-Jun-07		94,942.92	93,952.66	93,952.66	990.26	1,969.07	2,959.33
1000500604002538	KTA Kosovaelektro Offices Industrial Zone	Privatisation	1	1,032,633.45	11-Jun-07		2,090,020.46	1,482,449.19	1,482,449.19	607,571.27	241,111.78	848,683.05
1000500605002511	KTA Shime Agriculture Land	Privatisation	1	867,154.04	11-Jun-07		1,702,785.17	1,380,042.60	1,380,042.60	322,742.57	552,384.89	875,127.46
1000500606002581	KTA Gernia Shop Fushe Kosovo 2	Privatisation	1	-	11-Jun-07		6.00	6.00	6.00	-	-	-
1000500607002554	KTA Urala Hipemarket	Privatisation	1	1,783,862.28	12-Oct-11		3,453,074.40	2,874,767.61	2,874,767.61	578,306.79	939,565.41	1,517,872.20
1000500608002527	KTA Urala Supermarket Kurtiz	Privatisation	1	591,594.76	12-Oct-11		1,145,834.95	954,186.05	954,186.05	191,648.90	311,521.29	503,170.19
1000500609002597	KTA Ljapi Shops No.1 and No.2	Privatisation	1	-	11-Jun-07		6.00	6.00	6.00	-	-	-
1000500610000436	KTA KOSOVATRANS B.S. SK	Privatisation	1	393,240.87	27-Jan-05		865,019.89	718,576.77	718,576.77	146,443.12	250,414.05	396,857.17
1000500610002570	KTA Ljapi Shops No. 23	Privatisation	1	25,213.24	11-Jun-07		57,019.43	47,630.05	47,630.05	9,389.38	16,055.70	25,445.08
1000500611002543	KTA Duhani Peyton	Privatisation	1	-	11-Jun-07		6.00	6.00	6.00	-	-	-
1000500612002516	KTA Liria Car and Livestock Market	Privatisation	1	6,911,149.89	11-Jun-07		13,449,863.14	11,073,349.01	11,073,349.01	2,376,514.13	3,205,822.04	5,582,336.17
1000500613002586	KTA Krajkove	Privatisation	1	1,246,451.97	11-Jun-07		2,447,040.21	1,983,128.63	1,983,128.63	463,911.59	794,001.41	1,257,912.99
1000500614002559	KTA Zabell I Eperm	Privatisation	1	519,812.13	2-Nov-11		1,021,346.23	827,766.98	827,766.98	193,579.25	331,013.06	524,592.31
1000500615002532	KTA Komoran	Privatisation	1	921,597.67	11-Jun-07		1,809,613.26	1,466,608.23	1,466,608.23	343,005.04	587,066.65	930,071.68
1000500616002505	KTA ZUPA REQAN SUP.RESTAUR.SREDSKA	Privatisation	1	67,635.07	2-Nov-11		157,112.47	155,051.36	155,051.36	2,061.11	9,171.93	11,233.04
1000500617002575	KTA Podrima - Shops Rahovec	Privatisation	1	316,158.56	11-Jun-07		621,694.48	503,956.27	503,956.27	117,738.21	201,327.67	319,065.88
1000500618002548	KTA 25 Maji - Supermarket Dulje	Privatisation	1	114,194.90	11-Jun-07		225,359.51	182,832.70	182,832.70	42,526.81	72,718.17	115,244.98
1000500619002521	KTA Prizrencoop Prizren Shop	Privatisation	1	289,338.57	11-Jun-07		653,916.06	591,439.50	591,439.50	62,476.56	171,104.19	233,580.75
1000500620000457	KTA DRAYTEKS	Privatisation	1	-	27-Jan-05		335,072.54	335,072.54	335,072.54	(0.00)	-	(0.00)
1000500620002591	KTA Liria Shtepia e Malltrave	Privatisation	1	2,382,596.72	11-Jun-07		5,760,179.84	4,809,687.41	4,809,687.41	950,492.43	1,267,233.26	2,217,725.69
1000500621002564	KTA Thertorja Eksportuese	Privatisation	1	838,359.98	2-May-11		2,106,059.80	2,100,838.72	2,100,838.72	5,221.08	78,373.18	83,594.26
1000500622002537	KTA Bukju Agro-Center	Privatisation	1	10,392.25	11-Jun-07		42,083.06	41,796.00	41,796.00	287.06	566.19	853.25

Account Name	Account Number	Type of Account	Acc. type no.	Balance as of 31 Dec 2010	Opening date	Closing date	Sum of inflows	Sum of outflows	Balance of flows	Balance of current accounts	Balance of time deposits	TOTAL current and time deposit acc.
1000500623002510	KTA Farm Turfçevci	Privatisation	1	128,262.28	11-Jun-07		313,412.41	257,972.13	257,972.13	55,440.28	73,961.04	129,401.32
1000500624002580	KTA Farm Mikushinice	Privatisation	1	93,626.86	11-Jun-07		229,120.68	188,650.97	188,650.97	40,469.71	53,988.60	94,458.31
1000500625002553	KTA Farm Kline e Poshime	Privatisation	1	165,609.45	11-Jun-07		404,306.33	332,722.68	332,722.68	71,583.65	95,496.47	167,080.12
1000500626002526	KTA Lux Granap - Meteor	Privatisation	1	99,583.14	11-Jun-07		216,776.87	182,938.24	182,938.24	33,838.63	66,618.82	100,457.45
1000500627002596	KTA Lux Granap - Dedinje	Privatisation	1	168,182.83	11-Jun-07		373,170.70	310,538.72	310,538.72	62,631.98	107,097.51	169,729.49
1000500628002569	KTA AC Stupej - Admin Building	Privatisation	1	26,279.83	11-Jun-07		53,181.92	49,878.49	49,878.49	3,303.43	23,238.30	26,541.73
1000500629002542	KTA TE Kline/Klina Shop No.4	Privatisation	1	31,625.03	2-May-11		62,875.31	51,935.05	51,935.05	10,940.26	14,607.85	25,548.11
1000500630000478	KTA PRIZREN BAKERY	Privatisation	1	-	27-Jan-05	1-Feb-08	1,267,114.41	1,267,114.41	1,267,114.41	-	-	-
1000500630002515	KTA Agro-Industrial Complex A	Privatisation	1	371,644.18	11-Jun-07		494,769.00	438,843.29	438,843.29	55,925.71	281,038.33	336,964.04
1000500631002585	KTA Agro-Industrial Complex B	Privatisation	1	114,721.14	11-Jun-07		260,036.77	235,265.05	235,265.05	24,771.72	67,842.65	92,614.37
1000500632002558	KTA Agro-Industrial Complex C	Privatisation	1	162,588.57	11-Jun-07		368,010.80	332,903.11	332,903.11	35,107.69	96,150.37	131,258.06
1000500633002531	KTA Agro-Industrial Complex D	Privatisation	1	249,093.10	11-Jun-07		563,273.96	509,494.94	509,494.94	53,779.02	147,278.16	201,057.18
1000500634002504	KTA Pasuria Bujçore Land Bibaj	Privatisation	1	591,066.08	11-Jun-07		1,152,334.36	934,436.83	934,436.83	217,897.53	306,940.30	524,837.83
1000500635002574	KTA Pasuria Bujçore Land Talnovci	Privatisation	1	347,264.33	11-Jun-07		689,096.89	419,140.66	419,140.66	249,956.23	100,574.58	350,530.81
1000500640000402	KTA BUZAGILLEK W.W. WAREHOUSE	Privatisation	1	-	27-Jan-05	1-Feb-08	1,058,362.96	1,058,362.96	1,058,362.96	(0.00)	-	(0.00)
1000500646002665	KTA Nderimari	Privatisation	1	740,402.78	16-Jul-07		1,436,619.06	1,114,004.60	1,114,004.60	322,614.46	51,478.21	374,092.67
1000500647002638	KTA NBI Suhareka Goat's Farm Land	Privatisation	1	674,052.53	16-Jul-07		1,544,357.69	1,420,150.54	1,420,150.54	124,207.15	44,247.08	168,454.23
1000500648002611	KTA Komuna Klina - Production Unit	Privatisation	1	41,389.87	16-Jul-07		257,816.10	247,594.97	247,594.97	10,221.13	2,877.66	13,098.79
1000500649002681	KTA Podrima Rahovec - Shops in Centre	Privatisation	1	387,924.21	16-Jul-07		762,527.41	618,064.11	618,064.11	144,463.30	247,028.24	391,491.54
1000500650000423	KTA LUX SHOPS MITROVICA South Part O	Privatisation	1	103,659.60	27-Jan-05		228,731.06	190,128.45	190,128.45	38,602.61	66,010.21	104,612.82
1000500650002654	KTA Kooperimi Agro-Service in Suhareke	Privatisation	1	144,659.86	16-Jul-07		285,143.33	231,272.19	231,272.19	53,871.14	92,119.00	145,990.14
1000500651002627	KTA Administrative Building Rakosh	Privatisation	1	117,537.31	16-Jul-07		271,827.34	250,510.34	250,510.34	21,317.00	73,384.63	94,701.63
1000500652002697	KTA Dubrava Livestock Dairy Farm	Privatisation	1	395,179.06	16-Jul-07		2,684,054.61	2,002,097.80	2,002,097.80	681,956.81	939,116.00	1,621,072.81
1000500653002670	KTA Bujçesia Drenovc/Drenovac Agricultural Land	Privatisation	1	122,065.57	16-Jul-07		271,281.57	225,824.54	225,824.54	45,457.03	77,731.07	123,188.10
1000500654002643	KTA Agricultural Land Goshice	Privatisation	1	-	16-Jul-07		6.00	6.00	6.00	-	-	-
1000500655002616	KTA Warehouse and Agro Land in Germove	Privatisation	1	254,096.66	2-Nov-11		563,367.49	468,741.27	468,741.27	94,626.22	161,807.06	256,433.28
1000500656002686	KTA Agricultural Land in Nec	Privatisation	1	86,477.86	16-Jul-07		192,565.91	160,361.65	160,361.65	32,204.26	55,068.89	87,273.15
1000500657002659	KTA Agricultural Land Pozharan-Stub	Privatisation	1	41,791.36	16-Jul-07		93,711.87	78,148.85	78,148.85	15,563.02	26,612.64	42,175.66
1000500658002632	KTA Agricultural Land Beli Dub	Privatisation	1	127,994.22	16-Jul-07		284,407.55	236,742.18	236,742.18	47,665.37	81,505.93	129,171.30
1000500659002605	KTA Warehouse Pozharan	Privatisation	1	40,668.54	2-Nov-11		91,228.54	76,083.07	76,083.07	15,145.47	25,897.03	41,042.50
1000500660000444	KTA TEFIK CANGA WAREHOUSE	Privatisation	1	-	2-May-11		2,324,893.25	2,324,893.25	2,324,893.25	(0.00)	-	(0.00)
1000500660002675	KTA Pasuria Bujçore Warehouse	Privatisation	1	516,618.38	16-Jul-07		994,668.27	622,134.38	622,134.38	372,533.89	148,944.29	521,478.18
1000500660070866	KTA Mekanizimi Ferizaj	Privatisation	1	206,959.11	26-Nov-07		407,400.17	330,328.41	330,328.41	77,071.76	131,790.54	208,862.30
1000500660706119	KTA Agricultural Land Ereniku - Baks II	Privatisation	1	420,668.13	29-Aug-07		861,646.79	757,274.58	757,274.58	104,372.21	235,425.25	339,797.46
1000500660707574	KTA Bujçesia -Agricultural Land Dugajevë	Privatisation	1	179,142.78	5-Oct-07		397,522.43	330,809.22	330,809.22	66,713.21	114,076.97	180,790.18
1000500660707671	KTA Bujçesia - Agricultural land Rosulë	Privatisation	1	299,503.34	5-Oct-07		680,989.19	603,890.52	603,890.52	77,098.67	222,600.40	299,699.07
1000500660707768	KTA 17 Nentori Shop Ferizaj	Privatisation	1	-	5-Oct-07		6.00	6.00	6.00	-	-	-

Account Name	Account Number	Type of Account	Acc.type no.	Balance as of 31 Dec 2010	Opening date	Closing date	Sum of inflows	Sum of outflows	Balance of flows	Balance of current accounts	Balance of time deposits	TOTAL current and time deposit acc.
1000500660070865	KTA 17 Nentori Shop Lypljan	Privatisation	1	72,346.34	5-Oct-07		142,931.70	92,947.54	92,947.54	49,984.16	23,040.13	73,024.29
1000500660070962	KTA Letnica Textile Factory	Privatisation	1	186,401.67	5-Oct-07		428,032.29	355,947.21	355,947.21	72,085.08	12,236.04	84,321.12
100050066008059	KTA Letnica – Viti Properties	Privatisation	1	269,084.04	5-Oct-07		619,992.49	614,520.89	614,520.89	5,471.60	28,054.22	33,525.82
100050066008156	KTA Kosovitrans Bus Stations in Ferizaj and Kac	Privatisation	1	-	5-Oct-07		6.00	6.00	6.00	-	-	-
100050066008253	KTA Kosovitrans Bus Station in Gllan/Gnjilane	Privatisation	1	-	5-Oct-07		6.00	6.00	6.00	-	-	-
100050066008350	KTA Rilindja Bookshops – Industrial Zone	Privatisation	1	-	5-Oct-07		6.00	6.00	6.00	-	-	-
100050066008320	KTA Fryfi	Privatisation	1	10.64	15-Jan-08		62,523.27	43,256.20	43,256.20	19,267.07	1,758.00	21,025.07
10005006600709417	KTA Separacioni I Gureve Gadime	Privatisation	1	343,464.27	15-Jan-08		673,842.43	505,995.85	505,995.85	167,846.58	109,603.61	277,450.19
10005006600709514	KTA Bujesia Agriculture Land Sverka	Privatisation	1	133,179.55	15-Jan-08		337,213.57	310,450.35	310,450.35	26,763.22	80,710.12	107,473.34
10005006600709611	KTA Bujesia Agriculture Land Kliqina	Privatisation	1	215,025.76	15-Jan-08		476,895.73	396,819.37	396,819.37	80,076.36	136,926.81	217,003.17
10005006600709708	KTA Agricultural Land in Nec 2	Privatisation	1	85,927.99	15-Jan-08		191,349.97	159,350.24	159,350.24	31,999.73	54,718.43	86,718.16
10005006600709805	KTA AC Turigevci	Privatisation	1	55,070.02	15-Jan-08		108,097.37	72,295.09	72,295.09	35,802.28	4,116.79	39,919.07
10005006600824362	KTA Drenica LB Land	Privatisation	1	318,199.98	24-Apr-08		625,700.53	507,202.35	507,202.35	118,498.18	202,628.00	321,126.18
1000500661002648	KTA Agrokultura Meat Processing Plant	Privatisation	1	-	16-Jul-07		6.00	6.00	6.00	-	-	-
1000500660000185	KTA Bukosh	Privatisation	1	35,241.15	9-Aug-07		69,581.57	58,639.68	58,639.68	10,941.90	21,539.14	32,481.03
1000500660000282	KTA Nevolan	Privatisation	1	60,224.17	9-Aug-07		117,385.04	99,312.17	99,312.17	18,072.87	30,595.19	48,688.06
1000500660000379	KTA Verica	Privatisation	1	26,025.46	12-Oct-11		82,257.40	74,446.61	74,446.61	7,810.79	13,221.75	21,032.54
1000500660000476	KTA Shops –Stan Trig	Privatisation	1	7,321.33	9-Aug-07		17,106.93	14,619.28	14,619.28	2,487.65	4,897.97	7,385.62
1000500660000670	KTA IMB Restaurant in Mitrovce	Privatisation	1	55,117.91	9-Aug-07		127,442.62	117,199.16	117,199.16	10,243.46	3,618.13	13,861.59
1000500660000767	KTA AC Likovci Land	Privatisation	1	20,998.56	9-Aug-07		42,172.13	34,907.94	34,907.94	7,264.19	9,699.50	16,963.69
1000500660000864	KTA Cycavica Banana Shop Vushtri	Privatisation	1	20,084.18	9-Aug-07		46,563.82	42,227.50	42,227.50	4,336.32	11,876.06	16,212.38
1000500660000961	KTA Bujesia Bokshia Agricultural Land	Privatisation	1	56,924.36	9-Aug-07		127,178.01	105,979.09	105,979.09	21,198.92	36,248.91	57,447.83
1000500660001155	KTA Bujesia – Agricultural Land Poterq	Privatisation	1	274,628.76	9-Aug-07		608,764.98	506,493.04	506,493.04	102,271.94	174,882.28	277,154.22
1000500660001252	KTA Pasuria Bujesore Land Prelez	Privatisation	1	266,921.70	9-Aug-07		521,002.01	421,619.39	421,619.39	99,382.62	84,200.27	183,582.89
1000500660001643	KTA Pasuria Bujesore Land Varosh	Privatisation	1	1,106,348.40	9-Aug-07		2,128,483.71	1,327,975.65	1,327,975.65	800,508.06	316,248.42	1,116,756.48
1000500660001640	KTA Pasuria Bujesore Land Komogllava	Privatisation	1	702,613.75	9-Aug-07		1,352,251.32	843,631.13	843,631.13	508,620.19	200,604.34	709,224.53
1000500660002028	KTA Hotel Mineral	Privatisation	1	174,584.22	9-Aug-07		401,236.81	321,861.10	321,861.10	79,375.71	11,460.29	90,836.00
1000500660002125	KTA Karaqeva – Old Factory for Tiles	Privatisation	1	612,514.73	9-Aug-07		1,524,435.17	1,380,484.14	1,380,484.14	143,951.03	349,863.49	493,814.52
1000500660002222	KTA Agromorava Electrical Mill	Privatisation	1	243,151.12	9-Aug-07		539,153.18	448,603.69	448,603.69	90,549.49	154,837.60	245,387.09
1000500660002416	KTA Agromorava Goat Farm	Privatisation	1	32,949.65	9-Aug-07		74,152.56	61,882.22	61,882.22	12,270.34	20,982.33	33,252.67
1000500660002513	KTA Kosvaelektro Warehouse Industrial Zone	Privatisation	1	641,169.47	9-Aug-07		1,742,819.03	1,562,747.36	1,562,747.36	180,071.67	463,162.85	643,234.52
1000500670000465	KTA SILOSI FLOURMIL XERXE	Privatisation	1	-	27-Jan-05	1-Feb-08	1,086,307.25	1,086,307.25	1,086,307.25	0.00	-	0.00
1000500680000486	KTA BALLKAN	Privatisation	1	304,360.68	11-May-05		1,813,642.33	1,700,297.72	1,700,297.72	113,344.61	193,815.03	307,159.64
1000500690000410	KTA LLAMKOS STEEL	Privatisation	1	-	11-May-05	26-May-09	4,357,831.41	4,357,831.41	4,357,831.41	0.00	-	0.00
1000500700000431	KTA FERONIKELI	Privatisation	1	2,154,491.44	13-Jul-05		43,440,245.32	43,432,060.25	43,432,060.25	8,185.07	11,010.74	19,195.81
1000500710000549	KTA FARM LEQINE	Privatisation	1	128,841.36	21-Jul-05		446,074.02	390,383.32	390,383.32	55,690.70	74,294.81	129,985.51
1000500720000570	KTA KLLOKOT AGRICULTURE	Privatisation	1	393,848.79	21-Jul-05		1,000,724.60	990,559.68	990,559.68	10,164.92	44,834.72	54,999.64

Account Name	Account Number	Type of Account	Acc. type no.	Balance as of 31 Dec 2010	Opening date	Closing date	Sum of inflows	Sum of outflows	Balance of flows	Balance of current accounts	Balance of time deposits	TOTAL current and time deposit acc.
10005007300000591	KTA FARM TRNAVC PREKAZ	Privatisation	1	-	21-Jul-05		6.00	6.00	6.00	-	-	-
10005007400000515	KTA DRENICA NEW SHOP MALL	Privatisation	1	-	22-Jul-05	30-Mar-09	131,245.05	131,245.05	131,245.05	(0.00)	-	(0.00)
10005007500000536	KTA DRENICA OLD SHOP MALL	Privatisation	1	-	22-Jul-05	30-Mar-09	93,155.01	93,155.01	93,155.01	0.00	-	0.00
10005007600000557	KTA ELAST	Privatisation	1	-	22-Jul-05	30-Mar-09	248,606.41	248,606.41	248,606.41	0.00	-	0.00
10005007700000578	KTA ELAST WAREHOUSE	Privatisation	1	-	22-Jul-05	19-Apr-10	371,092.27	371,092.27	371,092.27	0.00	-	0.00
10005007800000502	KTA WAREHOUSE ZHUR (PZ)	Privatisation	1	42,953.50	2-Nov-11		69,795.82	66,881.32	66,881.32	2,914.50	31,567.68	34,482.18
10005007900000523	KTA TEUTA G.JILLAN	Privatisation	1	-	2-May-11		116,014.54	116,014.54	116,014.54	(0.00)	-	(0.00)
10005008000000544	KTA PRODUCTION PLANT REGAN (PZ)	Privatisation	1	108,140.11	22-Jul-05		173,801.93	166,463.26	166,463.26	7,338.67	79,474.30	86,812.97
10005008100000565	KTA TEUTA WAREHOUSE ISTOG	Privatisation	1	-	2-May-11		59,990.85	59,990.85	59,990.85	0.00	-	0.00
10005008200000586	KTA PRODUCT WAREHOUSE BUS STATION	Privatisation	1	237,603.33	22-Jul-05		523,372.98	434,888.86	434,888.86	88,484.12	151,304.18	239,788.30
10005008300000510	KTA PRODUCTION WAREHOUSE HEKURUDHE	Privatisation	1	154,427.52	22-Jul-05		340,602.98	283,093.55	283,093.55	57,509.43	98,338.22	155,847.65
10005008400000531	KTA PRODUCT BAKERY	Privatisation	1	599,209.82	22-Jul-05		1,317,960.33	1,094,813.87	1,094,813.87	223,146.46	381,573.66	604,720.12
10005008500000552	KTA TEUTA CARPET FACT. ISTOG	Privatisation	1	11.48	2-May-11		142,729.97	142,729.97	142,729.97	0.00	11.48	11.48
10005008600000573	KTA FARMED	Privatisation	1	-	22-Jul-05	20-Jul-10	3,077,322.04	3,077,322.04	3,077,322.04	(0.00)	-	(0.00)
10005008700000594	KTA PLASTIKA	Privatisation	1	-	22-Jul-05	13-Dec-07	2,318,721.02	2,318,721.02	2,318,721.02	0.00	-	0.00
10005008800000518	KTA AGROMORAVA MOTEL	Privatisation	1	187,198.52	22-Jul-05		415,379.63	345,666.41	345,666.41	69,713.22	119,206.79	188,920.01
10005008900000539	KTA PAPER FACTORY LIPJAN	Privatisation	1	-	22-Jul-05		6.00	6.00	6.00	-	-	-
10005009000000560	KTA AGROMORAVA RAMJAN	Privatisation	1	307,083.46	22-Jul-05		680,585.30	566,226.97	566,226.97	114,358.33	195,549.09	309,907.42
10005009100000581	KTA CELIKU METAL CONSTRUCTION	Privatisation	1	-	22-Jul-05	28-Apr-09	670,430.89	670,430.89	670,430.89	0.00	-	0.00
10005009200000505	KTA PERPARIMI OLD BRICK PLANT F3	Privatisation	1	-	22-Jul-05	1-Apr-09	164,045.77	164,045.77	164,045.77	-	-	-
10005009300000526	KTA BANUA KLLOKOTIT WATER&CO2 PLA.	Privatisation	1	1,567,956.59	22-Jul-05		3,980,129.97	3,939,889.01	3,939,889.01	40,240.96	178,065.85	218,306.81
10005009400000644	KTA LAVERTARI BLEGTORI	Privatisation	1	428,733.78	12-Sep-05		2,827,996.28	2,543,122.15	2,543,122.15	284,874.13	29,808.93	314,683.06
10005009500000665	KTA LIRIA DEPO USHQIMORE WAREHOUSE	Privatisation	1	367,284.95	12-Sep-05		722,026.75	585,249.72	585,249.72	136,777.03	233,885.45	370,662.48
10005009600000686	KTA LIRIA JENI MAHALLE SHOPS	Privatisation	1	308,950.83	12-Sep-05		607,552.18	492,498.01	492,498.01	115,054.17	196,737.78	311,791.95
10005009700000610	KTA RESTAURANT BALLK. SUHAREKE	Privatisation	1	159,367.28	12-Sep-05		949,542.62	890,193.84	890,193.84	59,348.78	101,484.07	160,832.85
10005009800000631	KTA KOSOVARJA BREAD FACTORY	Privatisation	1	180,441.39	12-Sep-05		1,028,257.52	961,061.12	961,061.12	67,196.40	114,904.33	182,100.73
10005009900000652	KTA BOTTLING PLANT SUHAREKE	Privatisation	1	3,017.66	12-Sep-05		916,981.00	916,377.12	916,377.12	603.88	2,438.53	3,042.41
10005010000000188	PAK Agricultural Land Zidi i Sadik Ages	Privatisation	1	456.84	6-Nov-08		1,407,277.94	1,406,817.32	1,406,817.32	460.62	-	460.62
10005010000000285	PAK Bashkimi Agro service in Xerxe	Privatisation	1	338,667.49	6-Nov-08		825,473.22	679,086.82	679,086.82	146,386.40	195,288.54	341,674.94
10005010000000382	PAK Bujësië Agricultural Land Nagllavk	Privatisation	1	462,507.84	6-Nov-08		1,045,620.63	873,381.84	873,381.84	172,238.79	294,522.22	466,761.01
10005010000000479	PAK Agricultural Land Veriq	Privatisation	1	602,545.88	6-Nov-08		1,175,100.11	966,664.46	966,664.46	208,435.65	278,259.80	486,695.45
10005010000000576	PAK Dubrava Agricultural Land Tuqep	Privatisation	1	622,597.36	6-Nov-08		1,214,163.42	998,790.97	998,790.97	215,372.45	287,519.25	502,891.70
10005010000000673	PAK Dubrava Agricultural Land Kernine	Privatisation	1	481,555.69	6-Nov-08		1,858,548.43	1,691,995.16	1,691,995.16	166,553.27	222,286.31	388,839.58
10005010000002128	AKP Liria Ortakoll-1 Shitoret	Privatisation	1	309,783.98	13-May-09		609,180.83	493,816.80	493,816.80	115,364.03	197,268.70	312,632.73
10005010000001449	AKP Toka Bujësië Fushice e Ujët	Privatisation	1	1,002,758.82	29-Jun-11		1,968,863.19	1,595,650.95	1,595,650.95	373,212.24	638,766.84	1,011,979.08
10005010000001546	AKP Toka Bujësië Muzakaj	Privatisation	1	1,502,500.62	29-Jun-11		3,159,607.51	2,839,458.85	2,839,458.85	320,148.66	887,707.50	1,207,856.16
10005010000001934	AKP Mekanizimi Lokal në Qafë	Privatisation	1	680,144.84	13-May-09		1,335,981.98	1,082,695.29	1,082,695.29	253,286.69	433,112.79	686,399.48

Account Name	Account Number	Type of Account	Acc. type no.	Balance as of 31 Dec 2010	Opening date	Closing date	Sum of inflows	Sum of outflows	Balance of flows	Balance of current accounts	Balance of time deposits	TOTAL current and time deposit acc.
1000501000001352	AKP Toka Bujësores Kodrali e Becit	Privatisation	1	312,738.43	29-Jun-11		614,978.83	498,514.35	498,514.35	116,464.48	199,149.87	315,614.35
1000501000002613	AKP Erozioni	Privatisation	1	256,408.73	27-May-09		588,319.39	489,200.17	489,200.17	99,119.22	16,831.52	115,950.74
1000501000002904	AKP 25 Maji Vetëshërbimi ne Suharekë	Privatisation	1	176,397.35	27-May-09		347,421.32	281,731.04	281,731.04	65,690.28	112,329.25	178,019.53
1000501000003777	PAK Liria "Administrata Sheshi I Lohjes së Prizrenit"	Privatisation	1	421,688.61	25-Jun-09		828,783.42	671,745.90	671,745.90	157,037.52	268,528.92	425,566.44
1000501000003971	PAK Cycavica Servisi Shop and Commercial land	Privatisation	1	125,748.19	25-Jun-09		284,889.62	257,739.83	257,739.83	27,149.79	74,351.39	101,501.18
1000501000003583	PAK Agimi Supermarket – Block 2	Privatisation	1	76,817.05	25-Jun-09		116,886.68	98,131.48	98,131.48	18,755.20	76,836.58	95,591.78
1000501000004747	PAK Agrokosova Zyret	Privatisation	1	14.87	20-Jul-09		60,620.16	60,605.15	60,605.15	15.01	-	15.01
1000501000002807	AKP Liria "Orakoll-2" Shtoret	Privatisation	1	121,589.72	27-May-09		239,866.90	194,586.49	194,586.49	45,280.41	77,427.46	122,707.87
1000501000004359	PAK Hotel Karagaq	Privatisation	1	18.41	20-Jul-09		86,962.87	86,968.85	86,968.85	4.02	19.63	23.65
1000501000004456	PAK Bashkimi Pompa e Benzines ne Xerre	Privatisation	1	213,652.79	20-Jul-09		521,220.34	428,870.61	428,870.61	92,349.73	123,200.41	215,550.14
1000501000004650	PAK Lux 2 Dynanet	Privatisation	1	64,983.09	20-Jul-09		141,890.50	119,809.39	119,809.39	22,081.11	43,472.52	65,553.63
1000501000004262	PAK Agimi Shtëpia e Mallrave	Privatisation	1	2,066,208.26	20-Jul-09		5,100,398.88	4,777,035.22	4,777,035.22	323,363.66	1,813,189.33	2,136,552.99
1000501000004941	PAK Dritinaja Zyret	Privatisation	1	352,564.53	20-Jul-09		708,745.89	706,201.60	706,201.60	2,544.29	296,515.59	299,059.88
1000501000005814	PAK Land in Kopërnice	Privatisation	1	97,917.66	24-Aug-09		239,557.39	197,233.27	197,233.27	42,324.12	56,463.08	98,787.20
1000501000005717	PAK Sheep Farm Hubovc	Privatisation	1	89,015.12	24-Aug-09		217,891.49	179,415.32	179,415.32	38,476.17	51,329.42	89,805.59
1000501000005232	PAK TE Klina Supermarket	Privatisation	1	289,142.09	2-May-11		525,612.46	432,503.78	432,503.78	93,108.68	124,312.21	217,420.89
1000501000006008	PAK Rilindja Bookshop Mitrovica	Privatisation	1	151,208.98	24-Aug-09		297,990.34	241,679.45	241,679.45	56,310.89	96,288.65	152,599.54
1000501000002516	AKP KB Rakosh- Nderresa Administrative dhe Tregtare	Privatisation	1	49,565.44	27-May-09		97,877.37	90,515.66	90,515.66	7,361.71	5,497.98	12,859.69
1000501000005426	PAK Agriculture Land Kodrali	Privatisation	1	211,409.82	24-Aug-09		433,647.98	381,195.54	381,195.54	52,452.44	118,315.30	170,767.74
1000501000003874	PAK Koritniku – Shop Kryshevë	Privatisation	1	21,532.63	25-Jun-09		43,203.94	35,755.68	35,755.68	7,448.26	9,944.44	17,392.70
1000501000005329	PAK Agriculture Land Cërmjani	Privatisation	1	124,172.76	24-Aug-09		255,224.65	224,415.77	224,415.77	30,808.88	69,493.26	100,302.14
1000501000005620	PAK Koritniku-Supermarket Brodosane	Privatisation	1	2.28	24-Aug-09		175,787.80	152,549.12	152,549.12	23,238.68	49,297.00	72,535.68
1000501000006687	PAK Agriculture Land Ratish I Poshtëm	Privatisation	1	122,766.79	29-Sep-09		336,148.57	289,430.29	289,430.29	45,718.28	78,177.44	123,895.72
1000501000005911	PAK Rilindja Bookshop Glogovc	Privatisation	1	1.23	24-Aug-09		12,004.81	12,003.23	12,003.23	1.58	-	1.58
1000501000007172	PAK Rilindja Bookshop Klinë	Privatisation	1	150,186.88	29-Sep-09		295,984.16	240,054.18	240,054.18	55,929.98	95,637.98	151,567.96
1000501000007269	PAK Xim Strezovci Transport Base	Privatisation	1	286,926.94	29-Sep-09		660,676.11	647,773.65	647,773.65	12,902.46	18,834.86	31,737.32
1000501000007075	PAK Mekanizimi Industrial Zone	Privatisation	1	1,557,554.85	29-Sep-09		3,057,477.13	2,477,778.16	2,477,778.16	579,698.98	992,177.47	1,571,876.44
1000501000006784	PAK Agriculture Land Jahoc 1	Privatisation	1	100,897.80	29-Sep-09		207,620.07	182,586.63	182,586.63	25,033.44	56,467.18	81,500.62
1000501000008142	PAK Metamb	Privatisation	1	2,612,556.02	27-Oct-09		5,113,553.78	4,154,246.18	4,154,246.18	959,307.60	1,677,258.44	2,636,566.04
1000501000005135	PAK TE Klina Shopping Mall	Privatisation	1	37,041.69	27-Apr-11		73,422.78	60,608.15	60,608.15	12,814.63	17,109.20	29,923.83
1000501000007657	PAK Hotel Onix Banja e Pejes and Health Spa	Privatisation	1	366.42	27-Oct-09		1,665,982.93	1,665,940.85	1,665,940.85	42.08	327.16	369.24
1000501000007754	PAK Re Qumshorja Konzume	Privatisation	1	1,103,240.76	27-Oct-09		2,387,712.21	2,143,112.55	2,143,112.55	244,599.67	968,905.76	1,213,505.42
1000501000008336	PAK Kosovavera Winery - Krushë e Vogël	Privatisation	1	1,001,311.96	27-Oct-09		1,962,031.48	1,472,192.18	1,472,192.18	489,839.31	318,977.80	808,817.10
1000501000008530	PAK Sharh Salonit	Privatisation	1	8,900,474.25	27-Oct-09		17,351,475.58	16,029,728.55	16,029,728.55	1,321,747.03	986,537.49	2,308,284.52
1000501000009403	PAK Mekanizimi Prizren	Privatisation	1	280,339.13	18-Nov-09		551,396.02	446,997.16	446,997.16	104,398.86	178,518.28	282,917.14
1000500124000657	KTA DEN	Privatisation	1	-	12-Sep-05	30-Mar-09	489,682.06	489,682.06	489,682.06	(0.00)	-	(0.00)
1000500119000695	KTA MIRUSHA TRANSPORT	Privatisation	1	-	12-Sep-05	23-Jan-09	232,401.97	232,401.97	232,401.97	0.00	-	0.00

Account Name	Account Number	Type of Account	Acc. type no.	Balance as of 31 Dec 2010	Opening date	Closing date	Sum of inflows	Sum of outflows	Balance of flows	Balance of current accounts	Balance of time deposits	TOTAL current and time deposit acc.
1000501000000626	KTA DRIVING SCHOOLSHAM ILIRI	Privatisation	1	-	12-Sep-05		6.00	6.00	6.00	-	-	-
1000501000000685	KTA AFERDITA	Privatisation	1	-	12-Sep-05		6.00	6.00	6.00	-	-	-
100050122000614	KTA CAFETERIA EXPRES	Privatisation	1	-	12-Sep-05		6.00	6.00	6.00	-	-	-
1000500350001733	KTA Magjistrala Carraleve	Privatisation	1	-	10-Aug-06		6.00	6.00	6.00	-	-	-
1000501000009985	PAK Kualiteti Shitoret	Privatisation	1	266,842.10	18-Nov-09		614,515.26	563,207.98	563,207.98	51,307.28	17,516.41	68,823.69
1000501000011343	PAK Lux Supermarket	Privatisation	1	202,610.34	18-Nov-09		482,811.91	382,170.12	382,170.12	100,641.79	79,174.29	179,816.08
1000501000003680	PAK Bujësië - Agricultural Land Sverk 2	Privatisation	1	93,857.43	25-Jun-09		199,210.63	180,350.08	180,350.08	18,860.55	56,879.65	75,740.20
1000501000009791	PAK Lavëtarisë-Blegoria "Ferma e Lopëve" Arbar	Privatisation	1	1,311,499.03	18-Nov-09		2,566,719.25	2,075,579.46	2,075,579.46	481,139.80	842,251.56	1,323,391.35
1000501000009209	PAK Tokë Bujësië Anilat	Privatisation	1	506,170.29	6-Jul-11		996,988.12	808,041.92	808,041.92	188,946.20	321,884.93	510,831.13
1000501000004844	PAK Mekanizimi Gjilan	Privatisation	1	582,342.62	20-Jul-09		935,299.02	930,725.17	930,725.17	4,573.85	598,018.93	602,592.78
1000501000009888	PAK Banja e Klokotit Stacionari	Privatisation	1	2,884,263.20	18-Nov-09		7,331,425.73	7,326,187.36	7,326,187.36	5,238.37	198,285.24	203,523.61
1000501000011246	PAK Lux 3 dyqanet	Privatisation	1	115,708.52	18-Nov-09		251,668.29	212,350.97	212,350.97	39,317.32	77,407.00	116,724.32
1000501000007366	PAK Samadreshë	Privatisation	1	21,208.97	29-Sep-09		42,150.64	35,785.96	35,785.96	6,364.68	10,774.48	17,139.16
1000501000006493	PAK AC Liria Admin Building and Warehouse com	Privatisation	1	52,309.23	29-Sep-09		103,908.37	84,428.01	84,428.01	19,480.36	33,309.92	52,790.28
1000501000009597	PAK Shampirjoni Toka Bujësië dhe Objektet	Privatisation	1	202,240.01	18-Nov-09		457,818.07	457,805.31	457,805.31	12.76	13,275.71	13,288.47
1000501000008433	PAK Agroland and Forest in Ponesh	Privatisation	1	55,617.09	27-Oct-09		126,710.26	114,700.97	114,700.97	12,009.29	32,890.16	44,899.45
1000501000002225	AKP Koritniku - Ndërtesa e Administratës Dragast	Privatisation	1	23,120.86	13-May-09		46,298.48	38,300.45	38,300.45	7,998.03	10,677.53	18,675.56
1000501000011149	PAK Qëndresa shitoret në fshatra	Privatisation	1	43,695.65	18-Nov-09		101,361.30	81,422.78	81,422.78	19,938.52	2,868.32	22,806.84
1000501000013186	PAK KB Shime Zyra Administrative	Privatisation	1	8.32	15-Feb-10		20,579.10	20,570.70	20,570.70	8.40	-	8.40
1000501000012410	PAK Tokë Bujësië Bec 1	Privatisation	1	232,415.44	15-Feb-10		530,472.82	444,756.11	444,756.11	85,716.71	142,728.70	228,445.41
1000501000012798	PAK Kooperimi Tokë Bujësië Treboviq	Privatisation	1	682,402.39	15-Feb-10		1,491,118.00	805,178.64	805,178.64	685,939.36	3,970.00	689,909.36
1000501000012895	PAK Ndërtesa Administrative Lux	Privatisation	1	602,555.15	15-Feb-10		1,279,815.33	1,081,355.72	1,081,355.72	198,459.61	409,170.78	607,630.39
1000501000012604	PAK Auto Moto Start	Privatisation	1	1,779,549.65	15-Feb-10		3,769,211.68	3,704,716.45	3,704,716.45	64,495.23	391,268.88	455,764.11
1000501000012507	PAK Tokë Bujësië Bec 2	Privatisation	1	415,927.94	15-Feb-10		798,768.02	709,886.76	709,886.76	88,881.26	246,715.38	335,596.64
1000501000008627	PAK Restaurant Kasulja Brezovicë	Privatisation	1	248,302.81	27-Oct-09		513,974.16	481,154.06	481,154.06	32,820.10	218,064.93	250,885.03
1000501000006978	PAK Mekanizimi Podujeve	Privatisation	1	27,402.92	30-Apr-10		55,507.73	52,055.97	52,055.97	3,451.76	24,224.81	27,676.57
1000501000013089	PAK 25 Maji Shitoret në Suharekë	Privatisation	1	41,189.49	15-Feb-10		64,041.07	55,686.85	55,686.85	8,354.22	33,047.26	41,401.48
1000501000015029	PAK Hotel Korzo	Privatisation	1	916,264.05	15-Apr-10		1,849,045.47	1,733,966.45	1,733,966.45	115,079.02	810,253.00	925,332.02
1000501000016387	PAK Koritniku - Hotel Sharri Dragash	Privatisation	1	465,730.14	27-Apr-10		1,009,853.32	889,990.54	889,990.54	119,862.78	348,614.65	468,477.43
1000501000015708	PAK Pasuria Bujësië land in Raňovice	Privatisation	1	239,452.25	27-Apr-10		294,403.81	240,509.46	240,509.46	53,894.35	204,868.68	258,763.03
1000501000016096	PAK Iliria Workshop	Privatisation	1	4.60	27-Apr-10		36,063.90	36,059.30	36,059.30	4.60	-	4.60
1000501000015902	PAK Forest Economy Admin Building Glakove	Privatisation	1	9.11	27-Apr-10		364,164.39	144,317.83	144,317.83	219,846.56	38,280.00	258,126.56
1000501000016484	PAK Rindnja Bookshop Istog	Privatisation	1	32,192.55	27-Apr-10		65,443.35	61,359.52	61,359.52	4,083.83	28,432.43	32,516.26
1000501000006590	PAK AC Ujmir Agricultural Land	Privatisation	1	62,271.63	29-Sep-09		62,863.20	62,788.12	62,788.12	75.08	62,221.10	62,296.18
1000501000017454	PAK Sharr Tregtia Kaçanik Kompleksi A	Privatisation	1	38,584.53	25-Jun-10		38,600.22	38,598.18	38,598.18	2.04	38,594.18	38,596.22
1000501000019394	PAK Ndërtesa e Administratës e Ekonomisë së P	Privatisation	1	183,018.10	30-Aug-10		203,077.63	184,067.86	184,067.86	19,009.77	183,063.86	202,073.63
1000501000019491	PAK SHAM Mëto Bajraktari	Privatisation	1	1,093,130.15	30-Aug-10		1,113,467.45	1,094,409.46	1,094,409.46	19,057.99	1,093,403.46	1,112,461.45

Account Name	Account Number	Type of Account	Acc. type no.	Balance as of 31 Dec 2010	Opening date	Closing date	Sum of inflows	Sum of outflows	Balance of flows	Balance of current accounts	Balance of time deposits	TOTAL current and time deposit acc.
1000501000019103	PAK Fabrika e Qelqit Kristal	Privatisation	1	132,445.66	30-Aug-10		152,489.88	133,482.78	133,482.78	19,007.10	132,478.78	151,485.88
1000501000019879	PAK KB Malisheva	Privatisation	1	1,236,700.54	30-Aug-10		3,821,599.14	3,639,139.72	3,639,139.72	182,459.42	1,082,230.89	1,264,690.31
1000501000019976	PAK Remont	Privatisation	1	4,150,738.55	30-Aug-10		11,318,377.18	10,110,221.17	10,110,221.17	1,208,156.01	3,011,412.60	4,219,568.61
1000501000030486	PAK Agimi Supermarket – Block 1	Privatisation	1	112,816.52	25-Jun-09		132,854.79	114,098.73	114,098.73	18,756.06	112,844.73	131,600.79
1000501000019588	PAK Tokë Bujqësore Jahoc 2	Privatisation	1	33,004.88	29-Jun-11		503,331.42	488,403.47	488,403.47	34,927.95	135,694.84	170,622.79
1000501000020558	PAK Zdruktharia	Privatisation	1	13,121.82	2-Nov-11		622,379.72	595,617.36	595,617.36	26,762.36	177,174.37	203,936.73
1000501000020752	PAK Remont Servisi	Privatisation	1	1,000.11	6-Oct-10		52,502.66	3,363.72	3,363.72	49,138.94	866.19	50,005.13
1000501000022789	PAK Stacioni i Velerines Kacanik	Privatisation	1	5,500.59	10-Mar-11		102,025.72	83,021.28	83,021.28	19,004.44	82,017.28	101,021.72
1000501000016193	PAK Liria Depoja e Tekstilit	Privatisation	1	122,762.27	27-Apr-10		1,970,395.08	1,885,670.04	1,885,670.04	84,725.04	560,923.62	645,648.66
1000501000020461	PAK Fabrika e duhanit Bair	Privatisation	1	70,756.48	6-Oct-10		1,237,987.02	1,097,055.22	1,097,055.22	140,931.80	473,972.99	614,904.79
1000501000021625	PAK Fabrika e Amortizatorëve	Privatisation	1	12,751.17	6-Oct-10		2,051,176.04	1,552,154.22	1,552,154.22	499,021.82	1,551,148.22	2,050,170.04
1000501000021528	PAK Amortizatorët Ndërtesa Administrative	Privatisation	1	1,175,357.73	6-Oct-10		5,102,044.68	5,003,021.57	5,003,021.57	99,023.11	5,002,015.57	5,101,038.68
1000501000010082	PAK Morava e Bincës Shitoret	Privatisation	1	32,752.82	18-Nov-09		52,762.85	33,761.01	33,761.01	19,001.84	32,761.01	51,762.85
1000501000021431	PAK Marketing Export	Privatisation	1	927,829.89	6-Oct-10		12,428,823.30	11,799,713.08	11,799,713.08	629,110.22	3,509,747.59	4,138,857.81
1000501000019297	PAK Gurthyesi i Bazallit Kristal	Privatisation	1	12,236.02	30-Aug-10		112,240.27	13,239.07	13,239.07	99,001.20	12,239.07	111,240.27
1000501000017163	PAK Unimont Administrata	Privatisation	1	30,816.48	22-Aug-11		583,306.08	540,083.58	540,083.58	43,222.50	160,369.10	203,581.60
1000501000022595	PAK Pasuria Bujqësore Toka ne Kosine	Privatisation	1	20,001.61	26-Oct-10		157,336.78	138,329.42	138,329.42	19,007.36	137,329.42	156,336.78
1000501000022983	PAK Toke Bujqësore Bardhosh	Privatisation	1	193,013.94	26-Jul-11		2,185,193.78	1,944,246.11	1,944,246.11	240,947.67	614,402.18	855,349.85
1000501000023080	PAK Toke Administrata Bardhosh	Privatisation	1	64,254.64	29-Jun-11		727,804.91	636,446.25	636,446.25	91,358.66	246,189.00	337,547.66
1000501000017260	PAK Liria Administrata	Privatisation	1	320,337.13	25-Jun-10		3,926,250.49	3,486,110.06	3,486,110.06	440,140.43	1,046,905.74	1,487,046.17
1000501000023274	PAK Mekanizimi Zona Industriale II	Privatisation	1	540,287.52	26-Oct-10		7,664,170.42	7,239,928.81	7,239,928.81	424,241.61	2,153,354.56	2,577,596.17
1000501000027336	PAK SharrCern	Privatisation	1	30,102,923.12	7-Dec-10		60,539,488.69	30,936,593.96	30,936,593.96	29,602,894.73	700,000.00	30,302,894.73
1000501000020946	PAK Deva Uzina për Përpunimin e Kromit	Privatisation	1	23,985.60	6-Oct-10		173,746.09	71,575.05	71,575.05	102,171.04	20,989.47	123,160.51
1000501000025893	PAK Rilindja Shitja Pejë	Privatisation	1	-	2-Dec-10		669,955.15	596,478.89	596,478.89	73,476.26	191,123.29	284,599.55
1000501000025605	PAK NHTT Rugova Depoja e Pijeve	Privatisation	1	-	2-Dec-10		746,283.49	696,052.88	696,052.88	50,230.61	206,754.82	256,985.43
1000501000017957	PAK Druvar	Privatisation	1	-	25-Jun-10		35,781.14	16,780.20	16,780.20	19,000.94	15,780.20	34,781.14
1000501000025311	PAK Tokë Bujqësore Zidi i Sadik Agës B	Privatisation	1	-	26-Jul-11		1,906,509.20	1,762,971.51	1,762,971.51	143,537.69	546,151.91	689,689.60
1000501000026281	PAK Universal Shtëpia e Mallrave	Privatisation	1	-	24-Aug-11		173,121.08	154,112.89	154,112.89	19,008.19	153,112.89	172,121.08
1000501000022692	PAK Pasuria Bujqësore Toka ne Mirash	Privatisation	1	-	26-Oct-10		66,711.66	47,709.08	47,709.08	19,002.58	46,709.08	65,711.66
1000501000007851	PAK Agriculture Land Dubrava /Arlat	Privatisation	1	-	27-Oct-09		1,206,268.41	1,032,414.88	1,032,414.88	173,853.53	442,397.40	616,250.93
1000501000025214	PAK Tokë Bujqësore Zidi i Sadik Agës A	Privatisation	1	-	26-Jul-11		706,337.24	622,738.49	622,738.49	83,598.75	131,664.49	215,263.24
1000501000016969	PAK Muzeqina	Privatisation	1	-	25-Jun-10		234,528.06	193,603.41	193,603.41	40,924.65	74,599.00	115,523.65
1000501000025117	PAK Tokë Bujqësore Kodra e Huit	Privatisation	1	-	26-Jul-11		365,695.62	344,359.19	344,359.19	21,336.43	141,179.43	162,515.86
1000501000031616	PAK Hotel FAN Besiana	Privatisation	1	-	14-Feb-11		679,301.18	679,113.00	679,113.00	188.18	641.00	829.18
1000501000031422	PAK KB Prilluzhe Tokë	Privatisation	1	-	14-Feb-11		117,797.72	103,312.77	103,312.77	14,484.95	48,760.45	63,245.40
1000501000031713	PAK Komorani	Privatisation	1	-	14-Feb-11		1,193,370.02	1,066,124.46	1,066,124.46	127,245.56	425,997.81	553,243.37
1000501000031810	PAK Industria Ushqimore	Privatisation	1	-	14-Feb-11		15,465,724.68	13,827,497.96	13,827,497.96	1,638,226.72	5,390,642.93	7,028,869.65

Account Name	Account Number	Type of Account	Acc. type no.	Balance as of 31 Dec 2010	Opening date	Closing date	Sum of inflows	Sum of outflows	Balance of flows	Balance of current accounts	Balance of time deposits	TOTAL current and time deposit acc.
1000501000034138	PAK Auto Servisi Dukagjinitremont	Privatisation	1	-	22-Mar-11		3,044,982.34	2,689,144.11	2,689,144.11	355,838.24	849,398.77	1,205,237.00
1000501000025408	PAK Tokë Bujqësore Zidi / Sadik Agës C	Privatisation	1	-	26-Jul-11		2,828,638.22	2,504,700.87	2,504,700.87	323,937.35	980,086.05	1,304,023.40
1000501000034332	PAK Tokë Bujqësore Globar 2	Privatisation	1	-	26-Jul-11		847,842.96	717,336.58	717,336.58	130,506.38	277,311.00	407,817.38
1000501000034429	PAK Shurdhani	Privatisation	1	-	22-Mar-11		78,963.68	57,187.00	57,187.00	21,776.68	43,438.00	65,214.68
1000501000031325	PAK Spolek	Privatisation	1	-	1-Feb-11		6.00	6.00	6.00	-	-	-
1000501000031519	PAK Depoja Ftohëse Shillove - Gjilan	Privatisation	1	-	14-Feb-11		6.00	6.00	6.00	-	-	-
1000501000034235	PAK Termovent	Privatisation	1	-	2-May-11		1,902,176.39	527,362.64	527,362.64	1,374,813.75	182,027.00	1,556,840.75
1000501000034526	PAK Apartamentet në Shtëpi të Bardhë	Privatisation	1	-	22-Mar-11		159,557.32	126,301.30	126,301.30	33,256.02	98,041.30	131,297.32
1000501000034623	PAK Dyqanet Lux	Privatisation	1	-	22-Mar-11		6.00	6.00	6.00	-	-	-
1000501000034720	PAK Sharr Depoja e Materialit Ndërtimor	Privatisation	1	-	22-Mar-11		46,584.73	46,556.30	46,556.30	28.43	-	28.43
1000501000034817	PAK Dyqani Lux ish Pulebardha	Privatisation	1	-	22-Mar-11		57,998.84	52,075.00	52,075.00	5,923.84	20,156.00	26,079.84
1000501000036078	PAK Kopolliq i poshtëm 2	Privatisation	1	-	31-May-11		4.00	4.00	4.00	-	-	-
1000501000038175	PAK Betonjarka	Privatisation	1	-	31-May-11		4.00	4.00	4.00	-	-	-
1000501000036272	PAK Shala	Privatisation	1	-	31-May-11		87,781.73	4.00	4.00	87,777.73	-	87,777.73
1000501000036369	PAK Tokë Bujqësore Jahoc 3	Privatisation	1	-	26-Jul-11		277,458.07	182,161.13	182,161.13	95,296.94	105,068.00	200,364.94
1000501000036466	PAK Ekonomia Pjore Liplan	Privatisation	1	-	31-May-11		136,817.31	95,361.00	95,361.00	40,456.31	72,956.00	113,412.31
1000501000036563	PAK Dukagjinitremont - Depoja	Privatisation	1	-	31-May-11		4.00	4.00	4.00	-	-	-
1000501000036560	PAK Ereniku Bodrumi i Verës	Privatisation	1	-	31-May-11		4.00	4.00	4.00	-	-	-
1000501000036757	PAK Liria Mini Sht.Mallr. Terzima	Privatisation	1	-	31-May-11		531,397.23	454,138.31	454,138.31	77,258.93	109,206.15	186,465.07
1000501000036854	PAK Ratar Llanaselle	Privatisation	1	-	31-May-11		143,626.29	4.00	4.00	143,622.29	-	143,622.29
1000501000036851	PAK Ratar Ajvali	Privatisation	1	-	31-May-11		10,778,983.21	7,582,212.56	7,582,212.56	3,196,770.65	4,592,514.98	7,789,285.63
1000501000026184	PAK Stacioni i Velerinës Mitrovicë	Privatisation	1	-	10-Mar-11		150,099.81	142,031.37	142,031.37	8,068.45	62,972.77	71,041.21
1000501000040055	PAK Pasuria Bujqë toka në Papaz	Privatisation	1	-	25-Jul-11		93,395.13	17,857.22	17,857.22	75,537.91	4,411.00	79,948.91
1000501000020655	PAK Pyllaria - Ndërtesa Administratës Suharekë	Privatisation	1	-	6-Oct-10		288,986.84	73,057.81	73,057.81	215,929.03	37,346.00	253,275.03
1000501000021043	PAK Emin Duraku Edico	Privatisation	1	-	6-Oct-10		684,578.20	555,513.60	555,513.60	129,064.60	439,105.00	568,169.60
1000501000041898	PAK Rllindja Shitorja nën Grand	Privatisation	1	-	25-Jul-11		147,454.18	34,981.25	34,981.25	112,472.93	12,558.00	125,030.93
1000501000040050	PAK LumëWadhë	Privatisation	1	-	25-Jul-11		113,730.75	24,170.69	24,170.69	89,560.06	7,067.00	96,627.06
1000501000039473	PAK Emin Duraku Kompleksi i Depove	Privatisation	1	-	26-Oct-10		601,168.95	470,834.89	470,834.89	130,334.06	353,183.00	483,517.06
1000501000022886	PAK Toka Bujqësore Trstenik	Privatisation	1	-	29-Jun-11		161,261.94	144,817.30	144,817.30	16,444.64	55,990.00	72,434.64
1000501000040249	PAK Pasuria Bujqë depo në Talinoc	Privatisation	1	-	25-Jul-11		452,364.21	132,351.20	132,351.20	320,013.01	62,254.00	382,267.01
1000501000040152	PAK Emin Duraku Kompleksi Industrial	Privatisation	1	-	6-Oct-10		709,811.17	165,928.85	165,928.85	543,882.32	58,329.00	602,211.32
1000501000021140	PAK IBG Topanice	Privatisation	1	-	25-Jul-11		419,147.27	121,739.95	121,739.95	297,407.32	56,841.00	354,248.32
1000501000040443	PAK Deva Uzina e Përpunimit të Gazrave	Privatisation	1	-	2-Dec-10		94,528.68	77,015.00	77,015.00	17,513.68	59,547.00	77,060.68
1000501000025002	PAK Gjëravica Kompleksi i Sharrës	Privatisation	1	-	25-Jul-11		644,503.68	116,974.00	116,974.00	527,529.68	90,441.00	617,970.68
1000501000041316	PAK Prizren Market shito Ontakoll	Privatisation	1	-	25-Jul-11		105,161.04	17,778.00	17,778.00	87,383.04	13,744.00	101,127.04
1000501000041025	PAK Flora Tokë Bujqësore II	Privatisation	1	-	18-Nov-09		9,563.17	1,401.98	1,401.98	8,161.19	-	8,161.19
1000501000009306	PAK Rllindja Shitja Mitrovicë	Privatisation	1	-	2-Dec-10		6,039.27	885.37	885.37	5,153.90	-	5,153.90



Account Name	Account Number	Type of Account	Acc. type no.	Balance as of 31 Dec 2010	Opening date	Closing date	Sum of inflows	Sum of outflows	Balance of flows	Balance of current accounts	Balance of time deposits	TOTAL current and time deposit acc.
1000501000040928	PAK Lira "Veteshirim"-Terzim	Privatisation	1	-	25-Jul-11		354,324.77	12,126.94	12,126.94	342,197.83	-	342,197.83
1000501000041219	PAK Erenku Ind Fab e Lëngjeve	Privatisation	1	-	25-Jul-11		2.00	2.00	2.00	-	-	-
1000501000041413	PAK Gjeravica Komerc Depoja	Privatisation	1	-	25-Jul-11		2.00	2.00	2.00	-	-	-
1000501000041510	PAK Mulliri Toka Lipjan	Privatisation	1	-	25-Jul-11		2.00	2.00	2.00	-	-	-
1000501000041604	PAK RILINDJA SHITORJA MITROVICE	Privatisation	1	-	25-Jul-11		2.00	2.00	2.00	-	-	-
1000501000041704	PAK Rilindja Shilja Gjakovë	Privatisation	1	-	25-Jul-11		2.00	2.00	2.00	-	-	-
1000501000041995	PAK Tokë Bujqësore Globoar 1	Privatisation	1	-	26-Jul-11		112,006.98	2.00	2.00	112,004.98	-	112,004.98
1000501000042092	PAK Tokë Bujqësore Gilanaselli 1	Privatisation	1	-	26-Jul-11		2.00	2.00	2.00	-	-	-
1000501000042189	PAK Tokë Bujqësore Gilanaselli 2	Privatisation	1	-	26-Jul-11		2.00	2.00	2.00	-	-	-
1000501000042383	PAK Tokë Bujqësore Likoshan	Privatisation	1	-	26-Jul-11		2.00	2.00	2.00	-	-	-
1000501000039867	PAK Shit ngasira komerc në Gopjule	Privatisation	1	-	25-Jul-11		2.00	2.00	2.00	-	-	-
1000501000039764	PAK Ngasira komerciale në Gracë	Privatisation	1	-	25-Jul-11		2.00	2.00	2.00	-	-	-
1000501000039861	PAK Kopilici i poshtem 1	Privatisation	1	-	25-Jul-11		2.00	2.00	2.00	-	-	-
1000501000039858	PAK Kopilici i eperm	Privatisation	1	-	25-Jul-11		2.00	2.00	2.00	-	-	-
1000501000040346	PAK Toka Bujqësore Begracë	Privatisation	1	-	29-Jun-11		2.00	2.00	2.00	-	-	-
1000501000040540	PAK Toka Bujqësore Nasalë	Privatisation	1	-	20-Jun-11		2.00	2.00	2.00	-	-	-
1000501000040637	PAK Lavë - Bleg Restaurant Pojata	Privatisation	1	-	25-Jul-11		2.00	2.00	2.00	-	-	-
1000501000042480	PAK Toka Bujqësore Nepole	Privatisation	1	-	29-Jun-11		2.00	2.00	2.00	-	-	-
1000501000039376	PAK KB Banjaska	Privatisation	1	-	25-Jul-11		2.00	2.00	2.00	-	-	-
1000501000039570	PAK Dubovcë	Privatisation	1	-	25-Jul-11		2.00	2.00	2.00	-	-	-
1000501000040734	PAK Vresht 1- Toka Bujqë në Zojz	Privatisation	1	-	18-Oct-11		2.00	2.00	2.00	-	-	-
1000501000040831	PAK Vresht 2- Toka Bujqë në Zojz	Privatisation	1	-	25-Jul-11		2.00	2.00	2.00	-	-	-
1000501000041122	PAK Depo Piranë-Prizren	Privatisation	1	-	25-Jul-11		2.00	2.00	2.00	-	-	-
1000501000009694	PAK KB Moronica Kompleksi i Administratës	Privatisation	1	-	18-Nov-09		36,480.71	5,348.23	5,348.23	31,132.48	-	31,132.48
1000501000045972	PAK Tokë Bujqësore Rastavice A	Privatisation	1	-	26-Jul-11		357,801.00	58,860.28	58,860.28	298,940.72	46,590.75	345,531.47
1000501000046457	PAK IBG Industria Balerive Gijlan	Privatisation	1	-	13-Oct-11		1,873,391.00	-	-	1,873,391.00	-	1,873,391.00
1000501000048397	PAK Jugobanka Zyra 2 në Prishtinë	Privatisation	1	-	2-Nov-11		153,155.16	-	-	153,155.16	-	153,155.16
1000501000046748	PAK Vreshtaria 2 Toka Bujqë Smaq	Privatisation	1	-	18-Oct-11		39,004.12	-	-	39,004.12	-	39,004.12
1000501000049755	PAK Toka Bujqësore në Soponicë	Privatisation	1	-	5-Dec-11		47,506.16	-	-	47,506.16	-	47,506.16
1000501000049852	PAK Lira "Shitorja"-Terzimahallë	Privatisation	1	-	5-Dec-11		28,612.91	-	-	28,612.91	-	28,612.91
1000501000049464	PAK Fondera -Fab.Përpu. e metaleve	Privatisation	1	-	5-Dec-11		218,192.30	-	-	218,192.30	-	218,192.30
1000501000026087	PAK Lira Salloni i Mobileve	Privatisation	1	-	2-Dec-10		175,258.28	-	-	175,258.28	-	175,258.28
1000501000048785	PAK Jugobanka Zyra në Gjakovë	Privatisation	1	-	5-Dec-11		10,306.46	-	-	10,306.46	-	10,306.46
1000501000049076	PAK Jugobanka Zyra në Rahovec	Privatisation	1	-	5-Dec-11		394.02	-	-	394.02	-	394.02
1000501000048203	PAK Jugobanka Zyra 1 në Prishtinë	Privatisation	1	-	2-Nov-11		44,501.61	-	-	44,501.61	-	44,501.61
1000501000049949	PAK L.B. "Tokë Bujqësore" - Lubizhdë	Privatisation	1	-	5-Dec-11		50,251.81	-	-	50,251.81	-	50,251.81
1000501000048494	PAK Jugobanka Zyra në Viti	Privatisation	1	-	2-Nov-11		17,500.63	-	-	17,500.63	-	17,500.63

Account Name	Account Number	Type of Account	Acc. type no.	Balance as of 31 Dec 2010	Opening date	Closing date	Sum of inflows	Sum of outflows	Balance of flows	Balance of current accounts	Balance of time deposits	TOTAL current and time deposit acc.
1000501000048591	PAK Jugobanka Zyra në Pejë	Privatisation	1	-	2-Nov-11		75,431.72	-	-	75,431.72	-	75,431.72
1000501000048688	PAK Jugobanka Zyra në Istog	Privatisation	1	-	5-Dec-11		7,775.06	-	-	7,775.06	-	7,775.06
1000435000000104	PAK PRIVATIZATION BID DEPOSIT	Privatisation Bid Deposits	6	3,139,226.93	10-Jul-03		158,897,982.35	156,919,625.73	156,919,625.73	1,978,356.62	37,989.72	2,016,346.34
10004350100000222	PAK PRIVATIZATION BID SUBMISSION FEE	Privatisation Tender Submission Fee	7	1,892,395.85	10-Jul-03		4,976,818.22	2,852,062.87	2,852,062.87	2,124,755.35	106,278.70	2,231,034.05
1000500161000919	KTA SOE FARMAKOS COMPLEX	SOE money in trust	3	-	28-Oct-10		28,405.03	28,405.03	28,405.03	0.00	-	0.00
1000500162000989	KTA RAD BELGRADE	SOE money in trust	3	1,562.94	8-Dec-05		2,721.62	2,408.84	2,408.84	312.78	1,262.42	1,575.20
1000500260000186	KTA MIT 049 Tobacco Factory	SOE money in trust	3	70,217.98	3-Mar-04		137,810.70	111,661.16	111,661.16	26,149.54	44,714.11	70,863.65
1000500270000110	KTA Lipjan Poultry Enterprise	SOE money in trust	3	25,561.28	3-Mar-04		50,198.47	40,656.73	40,656.73	9,541.74	16,254.87	25,796.61
1000500280000131	KTA MIT 039 LUX	SOE money in trust	3	5,451.63	3-Mar-04		48,128.57	46,789.58	46,789.58	1,338.99	4,157.81	5,496.80
1000500290000152	KTA RADIO TEL. OF PRISHTINA	SOE money in trust	3	24,852.87	10-Aug-04		48,807.83	39,530.63	39,530.63	9,277.20	15,804.50	25,081.70
1000500308001509	KTA Kosovo Construction Crane Vushtri	SOE money in trust	3	-	12-Jun-06	12-Apr-10	23,546.85	23,546.85	23,546.85	0.00	-	0.00
1000500309001579	KTA SOE Trepca Hotel TAK Sales	SOE money in trust	3	85,685.60	11-Feb-11		168,162.26	136,252.65	136,252.65	31,909.61	54,563.93	86,473.54
1000500310001552	KTA SOE Land Lease to KITTIN	SOE money in trust	3	-	3-Dec-10		11,988.17	11,988.17	11,988.17	0.00	-	0.00
1000500311001525	KTA SOE Grafikos Gjilan TAK Sales	SOE money in trust	3	-	2-Nov-10		66,495.25	66,495.25	66,495.25	0.00	-	0.00
1000500312001595	KTA SOE Morava e Epërme Viti TAK Sales	SOE money in trust	3	7,664.41	18-Jan-11		15,063.22	12,202.34	12,202.34	2,860.88	4,874.08	7,734.96
1000500313001568	KTA SOE Qendresa Kamenice TAK Sales	SOE money in trust	3	-	19-Jan-11		6.00	6.00	6.00	-	-	-
1000500314001541	KTA SOE HOTEL MINERAL KAMENICE TAK sal	SOE money in trust	3	1,016.17	2-Nov-10		8,009.65	7,806.10	7,806.10	203.55	820.58	1,024.13
1000500344001604	KTA SOE Agrokultura, Gjilan TAK sales	SOE money in trust	3	105,698.26	13-Jul-06		240,914.90	223,277.52	223,277.52	17,637.38	53,438.32	71,075.70
1000500345001674	KTA SOE NSHT 28 Nentori, Gjilan	SOE money in trust	3	-	18-Jan-11		12.00	12.00	12.00	-	-	-
1000500346001647	KTA SOE Pasuria Bulgesore TAK sales	SOE money in trust	3	693.73	18-Jan-11		6,236.34	6,097.28	6,097.28	139.06	560.11	699.17
1000500347001620	KTA SOE Prizrenmarket Prizren TAK sales	SOE money in trust	3	-	19-Jan-11		6.00	6.00	6.00	-	-	-
1000500348001690	KTA SOE Podrima Prizren TAK sales	SOE money in trust	3	-	19-Jan-11		6.00	6.00	6.00	-	-	-
1000500349001663	KTA SOE Trepca Hotels Vicanum	SOE money in trust	3	2,666.07	11-Feb-11		4,631.33	4,096.78	4,096.78	534.55	2,153.43	2,687.98
1000500374001764	KTA SOE Ekonomia e PËrveve Kaqanik TAK sales	SOE money in trust	3	42,761.88	22-Aug-06		83,930.03	68,005.80	68,005.80	15,924.23	27,230.87	43,155.10
1000500375001834	KTA Escrow Account SOE Binaja TAK	SOE money in trust	3	66,682.31	1-Sep-06		130,871.56	106,039.25	106,039.25	24,832.31	42,463.13	67,295.44
1000500376001904	KTA SOE KAP Peqarimi TAK	SOE money in trust	3	163,822.73	2-Dec-10		321,501.17	260,493.34	260,493.34	61,007.83	104,321.40	165,329.23
1000500377002071	KTA Escrow Account SOE Llapi TAK	SOE money in trust	3	-	1-Sep-06		6.00	6.00	6.00	-	-	-
1000500378002141	KTA Escrow Account SOE Urata TAK	SOE money in trust	3	-	1-Sep-06		6.00	6.00	6.00	-	-	-
1000500379002211	KTA Escrow Account SOE Kosovatrans TAK	SOE money in trust	3	-	1-Sep-06		6.00	6.00	6.00	-	-	-
1000500380002378	KTA Escrow Account SOE Gadime Quarry TAK	SOE money in trust	3	-	1-Sep-06		6.00	6.00	6.00	-	-	-
1000500413001875	KTA SOE KB Talinovci Trustee	SOE money in trust	3	-	2-Dec-10		7,543.33	7,543.33	7,543.33	(0.00)	-	(0.00)
1000500420001880	KTA SOE Paper Factory PRN022 TAK	SOE money in trust	3	4.41	18-Jan-11		340,979.81	340,974.15	340,974.15	5.66	-	5.66
1000500421001853	KTA SOE Integri TAK Sales	SOE money in trust	3	-	26-Nov-10		6.00	6.00	6.00	-	-	-
1000500422001826	KTA SOE KB Ferizaj	SOE money in trust	3	13,068.70	2-Dec-10		25,670.72	20,793.43	20,793.43	4,877.29	8,311.14	13,188.43
1000500423001896	KTA SOE KB Peqarimi 019 TAK	SOE money in trust	3	67,367.54	2-Dec-10		158,142.11	125,087.85	125,087.85	33,054.26	21,395.43	54,449.69
1000500424001869	KTA SOE IMB Mulliri 113 TAK	SOE money in trust	3	-	18-Nov-10		6.00	6.00	6.00	-	-	-
1000500425001842	KTA SOE Vet Station Ferizaj	SOE money in trust	3	0.67	1-Feb-11		4,629.94	4,629.08	4,629.08	0.86	-	0.86

Account Name	Account Number	Type of Account	Acc.type no.	Balance as of 31 Dec 2010	Opening date	Closing date	Sum of inflows	Sum of outflows	Balance of flows	Balance of current accounts	Balance of time deposits	TOTAL current and time deposit acc.
1000500426001815	KTA SOE IMF Kosova PRN008 TAK	SOE money in trust	3	-	18-Nov-10		6.00	6.00	6.00	-	-	-
1000500427001885	KTA SOE Product Peja TAK	SOE money in trust	3	-	19-Jan-11		6.00	6.00	6.00	-	-	-
1000500428001858	KTA SOE Ramiz Sadiku, Peja TAK	SOE money in trust	3	-	21-Feb-11		6.00	6.00	6.00	-	-	-
1000500466001996	KTA SOE KB KOSOVO	SOE money in trust	3	-	2-Dec-10		2,462,016.58	2,462,016.58	2,462,016.58	(0.00)	-	(0.00)
1000500467001969	KTA SOE KOSOVARJA KAMENICE	SOE money in trust	3	2,507.66	3-Dec-10		4,354.85	3,852.19	3,852.19	502.66	2,025.64	2,528.30
1000500468001942	KTA SOE JUGOBANKA	SOE money in trust	3	32,612.84	2-Dec-10		79,378.49	68,224.84	68,224.84	11,153.65	30,130.68	41,284.33
1000500469001915	KTA SOE BLUQESIA KBI NSH FUSHE KOSOVE	SOE money in trust	3	101,294.15	23-Nov-06		198,792.68	161,070.53	161,070.53	37,722.15	64,503.51	102,225.66
1000500470001985	KTA SOE UNI PROJEKT	SOE money in trust	3	124,518.28	10-Feb-11		244,369.70	197,999.02	197,999.02	46,370.68	79,292.66	125,663.34
1000500471001958	KTA SOE E.T.M.M.K. PRN071	SOE money in trust	3	10,480.78	23-Nov-06		20,591.36	16,678.65	16,678.65	3,912.71	6,664.55	10,577.26
1000500472001931	KTA SOE BANKKOS	SOE money in trust	3	493,620.04	23-Nov-06		969,139.53	784,877.79	784,877.79	184,261.74	313,902.65	498,164.39
1000500474001974	KTA SOE EXIMKOS	SOE money in trust	3	-	26-Oct-10		6.00	6.00	6.00	-	-	-
1000500475001947	KTA SOE MULLIRI AND KOSOVARJA	SOE money in trust	3	-	18-Jan-11		6.00	6.00	6.00	-	-	-
1000500476001920	KTA SOE EKOPLAST LL - REDEMPTION SUM	SOE money in trust	3	-	23-Nov-06		6.00	6.00	6.00	-	-	-
1000500477001990	KTA SOE KOSOVARJA ARTIZANATI L. TO MIN	SOE money in trust	3	-	10-Dec-10		6.00	6.00	6.00	-	-	-
1000500478001963	KTA SOE Cycavica Mitrovice TAK Sale	SOE money in trust	3	19,724.37	30-Nov-06		38,739.14	31,376.14	31,376.14	7,363.00	12,542.93	19,905.93
1000500479001936	KTA SOE AC Vushtri TAK Sale	SOE money in trust	3	13.65	13-Dec-06		9,803.64	9,786.06	9,786.06	17.58	-	17.58
1000500480001909	KTA KB "Mirusha", Gjilan TAK Sale	SOE money in trust	3	-	21-Dec-06		6.00	6.00	6.00	-	-	-
1000500481001979	KTA KB "Bujku" Kamenic TAK Sale	SOE money in trust	3	-	21-Dec-06		6.00	6.00	6.00	-	-	-
1000500482001952	KTA NSH "Agroprodukt" Kamenic TAK Sale	SOE money in trust	3	-	21-Dec-06		6.00	6.00	6.00	-	-	-
1000500483001925	KTA NSH "XIM Strezovci" Kamenic TAK sale	SOE money in trust	3	-	21-Dec-06		6.00	6.00	6.00	-	-	-
1000500484001995	KTA NSH "Kulliteti" Gjilan TAK Sale	SOE money in trust	3	19,855.47	21-Dec-06		38,995.95	31,584.60	31,584.60	7,411.35	12,626.92	20,038.27
1000500485001968	KTA NSH "Agromorava" Viti TAK Sale	SOE money in trust	3	32,886.17	21-Dec-06		63,664.10	53,629.40	53,629.40	10,034.70	17,268.93	27,303.63
1000500486001941	KTA NSH "Forestry" Viti TAK Sale	SOE money in trust	3	-	21-Dec-06		6.00	6.00	6.00	-	-	-
1000500487001914	KTA NSH "Forestry" Kamenic TAK Sale	SOE money in trust	3	-	21-Dec-06		6.00	6.00	6.00	-	-	-
1000500488001984	KTA SOE KB Drita PRN015	SOE money in trust	3	-	2-Dec-10		6.00	6.00	6.00	-	-	-
1000500489001957	KTA SOE 28 Nentori PRN109 TAK sale	SOE money in trust	3	34,361.88	11-Jan-07		67,447.69	54,651.39	54,651.39	12,796.30	21,881.53	34,677.83
1000500538002186	KTA SOE NBI Suhareka	SOE money in trust	3	-	18-Jan-11		6.00	6.00	6.00	-	-	-
1000500539002159	KTA SOE Bee Association	SOE money in trust	3	239.51	29-Jan-07		441.84	412.87	412.87	28.97	212.47	241.44
1000500540002132	KTA SOE Azbest MOKRA GORA	SOE money in trust	3	3,447.27	8-Feb-07		6,163.13	5,317.26	5,317.26	845.87	2,629.93	3,475.80
1000500541002105	KTA SOE Agroprodukti PRN 138 TAK Sale	SOE money in trust	3	190,089.39	8-Feb-07		373,048.76	302,259.36	302,259.36	70,789.40	121,048.05	191,837.45
1000500558002228	KTA SOE Agrodukagjini Peja TAK Sales	SOE money in trust	3	-	27-Feb-07		6.00	6.00	6.00	-	-	-
1000500559002298	KTA SOE Shtime TAK Sales	SOE money in trust	3	72,107.47	21-Feb-11		141,518.49	114,665.39	114,665.39	26,853.10	45,917.41	72,770.51
1000500560002271	KTA SOE Tullara Brick Fcatory Credited Investme	SOE money in trust	3	-	10-Feb-11		6.00	6.00	6.00	-	-	-
1000500561002244	KTA SOE Mekanizimi TAK Sale	SOE money in trust	3	135,369.55	3-Dec-10		135,635.53	135,618.88	135,618.88	16.65	175.35	192.00
1000500575002351	KTA SOE Lipi PRN088 Rent	SOE money in trust	3	-	3-Dec-10		6.00	6.00	6.00	-	-	-
1000500576002324	KTA SOE Sharr Trade, Kacanik TAK Sale	SOE money in trust	3	413.17	21-Feb-11		762.45	712.56	712.56	49.89	366.63	416.52
1000500641002509	KTA SOE Minex Credited Investment	SOE money in trust	3	-	3-Dec-10		6.00	6.00	6.00	-	-	-

Account Name	Account Number	Type of Account	Acc. type no.	Balance as of 31 Dec 2010	Opening date	Closing date	Sum of inflows	Sum of outflows	Balance of flows	Balance of current accounts	Balance of time deposits	TOTAL current and time deposit acc.
1000500660705052	KTA BB SOE RAHOVEC WINERY&VINEYARDS	SOE money in trust	3	2,014.19	17-Aug-07		3,501.34	3,098.18	3,098.18	403.16	1,626.80	2,029.96
1000500660705149	KTA SOE BANKKOS BRK	SOE money in trust	3	154,188.14	17-Aug-07		1,225,611.28	1,183,311.42	1,183,311.42	42,299.86	131,003.81	173,303.67
1000500660705246	KTA SOE BANKKOS RENTAL PAYMENT PRIZR	SOE money in trust	3	188,475.79	17-Aug-07		369,878.17	299,689.73	299,689.73	70,188.44	120,020.57	190,209.01
1000500660705343	KTA SOE BANKKOS LEASE TO PROCREDIT	SOE money in trust	3	316,320.46	17-Aug-07		661,050.97	539,395.00	539,395.00	121,655.97	249,777.80	371,433.77
1000500660705440	KTA SOE EXIMKOS	SOE money in trust	3	23,303.84	26-Oct-10		45,764.71	37,065.52	37,065.52	8,699.19	14,819.18	23,518.37
1000500660705537	KTA SOE MAIN ACCOUNT	SOE money in trust	3	4,528.30	3-Dec-10		8,320.81	7,208.72	7,208.72	1,112.09	3,453.67	4,565.76
1000500660705634	KTA SOE NOVITET TRUST ACCOUNT	SOE money in trust	3	9,242.18	18-Jan-11		18,157.04	14,707.12	14,707.12	3,449.92	5,877.27	9,327.19
1000500660705731	KTA SOE RILINDJA BOOKSHOP	SOE money in trust	3	931.44	21-Feb-11		6,876.29	6,689.90	6,689.90	186.39	752.34	938.73
1000500660705828	KTA SOE IGK Balkan Suhareka	SOE money in trust	3	-	30-Aug-10		6,161.33	6,161.33	6,161.33	(0.00)	-	(0.00)
1000500660705925	KTA SOE KHT Kosova	SOE money in trust	3	-	2-Dec-10		6.00	6.00	6.00	-	-	-
1000500660706022	KTA SOE BANKKOS BUILDING PEJA	SOE money in trust	3	4,224.51	17-Aug-07		7,546.91	6,509.79	6,509.79	1,037.12	3,222.36	4,259.48
1000500660707283	KTA Kosova Insurance SOE reimbursement	SOE money in trust	3	924,638.21	31-Aug-07		1,814,671.73	1,470,199.14	1,470,199.14	344,472.59	588,674.42	933,147.01
1000500660707380	KTA SOE NSHBQ Drenica TAK Sales	SOE money in trust	3	315,676.50	18-Jan-11		619,779.67	501,942.57	501,942.57	117,837.10	200,745.49	318,582.59
1000500660707477	KTA SOE Transkosova Mitrovica AR 1323	SOE money in trust	3	584.92	11-Feb-11		40,359.63	40,241.21	40,241.21	118.42	471.16	589.58
1000500660708447	KTA SOE Credited Investment Rilindja Bookshops	SOE money in trust	3	-	5-Oct-07		6.00	6.00	6.00	-	-	-
1000500660708544	KTA SOE Credited Investment Ferma e Lopëve n	SOE money in trust	3	-	17-Oct-07		6.00	6.00	6.00	-	-	-
1000500660708641	KTA SOE Ferma e Shepzeve Ereniku	SOE money in trust	3	-	28-Oct-10		6.00	6.00	6.00	-	-	-
1000500660801179	KTA SOE Banka e Re e Kosoves shifja	SOE money in trust	3	480,464.98	15-Jan-08		1,000,823.18	802,898.14	802,898.14	197,925.04	286,773.07	484,698.11
1000500660813110	KTA SOE Ekonomia Pyjore Lipjan	SOE money in trust	3	77,188.28	13-Feb-08		151,487.02	122,741.90	122,741.90	28,745.12	49,152.98	77,898.10
1000500660824265	KTA SOE Industria e Mielit dhe Bukes	SOE money in trust	3	-	18-Nov-10		6.00	6.00	6.00	-	-	-
1000500663002891	KTA SOE Dardania	SOE money in trust	3	411.57	23-Jul-07		757.56	707.82	707.82	49.74	365.17	414.91
1000500664002864	KTA SOE Kosovaelektro	SOE money in trust	3	1,032.53	10-Dec-10		23,521.40	23,314.73	23,314.73	206.67	833.98	1,040.65
1000500665002637	KTA SOE Farnacy Shop in Lipjan	SOE money in trust	3	12,152.29	28-Oct-10		26,372.36	21,466.59	21,466.59	4,905.77	10,752.16	15,657.93
10005010000000770	PAK SOE KB Liria PRN144 Take Sale	SOE money in trust	3	-	2-Dec-10		6.00	6.00	6.00	-	-	-
10005010000000867	PAK SOE KB liria PRN Take Sale	SOE money in trust	3	7,448.47	2-Dec-10		14,635.08	11,855.04	11,855.04	2,780.04	4,736.99	7,517.03
10005010000000964	PAK SOE KBI Kosova export Ratar	SOE money in trust	3	27,528.95	2-Dec-10		66,376.37	54,492.57	54,492.57	11,883.80	32,906.07	44,789.87
10005010000001837	PAK SOE Mulliri, Ferizaj	SOE money in trust	3	5,256.52	18-Jan-11		9,653.87	8,362.78	8,362.78	1,291.09	4,008.97	5,300.06
10005100000007642	KTA SOE Kualiteti Gjiljan GJ0005 Weed Sales	SOE money in trust	3	-	3-Dec-10		6.00	6.00	6.00	-	-	-
10005010000002419	PAK SOE Koriniku - Dragash	SOE money in trust	3	8,726.74	2-Dec-10		19,329.35	15,712.21	15,712.21	3,617.14	9,016.46	12,633.60
10005010000002322	PAK SOE 25 Maji Suharekë	SOE money in trust	3	6,243.22	22-May-09		13,332.65	11,183.84	11,183.84	2,148.81	6,393.60	8,542.41
10005010000006105	PAK SOE UNIMONT	SOE money in trust	3	869.75	10-Feb-11		19,113.84	18,236.34	18,236.34	877.50	6,414.22	7,291.72
10005010000006202	PAK SOE INVESTBANKA	SOE money in trust	3	432.48	7-Dec-10		789.44	737.25	737.25	52.19	383.80	435.99
10005010000006396	PAK SOE MULLIRI, Gjakovë	SOE money in trust	3	2,002.37	28-Sep-09		3,474.85	3,074.07	3,074.07	400.78	1,617.26	2,018.04
10005010000003292	PAK SOE Jometalet Kaolini	SOE money in trust	3	93.62	2-Dec-10		217.79	200.07	200.07	17.72	103.15	120.87
10005010000009015	PAK SOE K.B. Liria, Bardhosh	SOE money in trust	3	1,058.51	2-Dec-10		2,461.04	2,197.49	2,197.49	263.55	1,622.82	1,886.37
1000501000015611	PAK SOE Sharr Salioniti, Revenues	SOE money in trust	3	818,811.12	21-Feb-11		1,539,202.31	1,400,153.86	1,400,153.86	139,048.45	339,027.89	478,076.34
1000501000015514	PAK SOE Stacioni Veterines, Kaçanik	SOE money in trust	3	1,680.97	11-Feb-11		2,507.96	2,283.52	2,283.52	224.44	1,465.45	1,689.89

Account Name	Account Number	Type of Account	Acc. type no.	Balance as of 31 Dec 2010	Opening date	Closing date	Sum of inflows	Sum of outflows	Balance of flows	Balance of current accounts	Balance of time deposits	TOTAL current and time deposit acc.
1000501000015126	PAK SOE Hotel Korzo Renovation KCB	SOE money in trust	3	52,881.80	2-Nov-10		115,409.58	96,919.37	96,919.37	18,490.21	34,956.59	53,446.80
1000501000007660	KTA SOE Amortizaret	SOE money in trust	3	134.14	27-Oct-09		3,014,827.86	3,014,810.58	3,014,810.58	17.28	-	17.28
1000501000023856	PAK SOE LAVERTARIA DHE BLEGTORIA PZ	SOE money in trust	3	284,280.53	3-Dec-10		284,382.27	284,116.44	284,116.44	265.83	284,110.44	284,376.27
1000501000035302	PAK SOE SHARRCEM TRUST	SOE money in trust	3	-	21-Feb-11		188,439.34	188,438.85	188,438.85	0.49	-	0.49
1000501000035205	PAK SOE Morava e Epëtime Viti	SOE money in trust	3	-	18-Jan-11		2,614.85	2,110.58	2,110.58	504.27	1,838.58	2,342.85
1000501000035108	PAK SOE INA-fuel depot	SOE money in trust	3	-	12-Apr-11		6.00	6.00	6.00	-	-	-
1000501000035981	PAK SOE Inv.kred.Rilindja Zn Indus	SOE money in trust	3	-	26-Nov-10		4.00	4.00	4.00	-	-	-
1000501000014350	PAK SOE DUBRAVA, Istog	SOE money in trust	3	-	25-Mar-10		103,923.08	84,669.00	84,669.00	19,254.08	65,465.00	84,719.08
1000501000037242	PAK SOE Jugoplastika	SOE money in trust	3	-	2-Dec-10		1,202.31	553.89	553.89	648.42	551.89	1,200.31
1000501000044711	PAK SOE KB Bec, Gjakovë	SOE money in trust	3	-	2-Dec-10		50.03	-	-	50.03	-	50.03
1000501000038115	PAK SOE Morava e Binçes, Gjilan	SOE money in trust	3	-	3-Dec-10		2.00	2.00	2.00	-	-	-
1000501000038212	PAK SOE Zeja Trans, Prishtine	SOE money in trust	3	-	1-Feb-11		2.00	2.00	2.00	-	-	-
1000501000018424	PAK time deposit 3 months	Time Deposit	15	693.25	14-Jun-11		788,215,803.69	788,188,332.88	788,188,332.88	27,470.81	-	27,470.81
1000501000018715	PAK time deposit various days	Time Deposit	15	0.04	14-Jun-11		605,433,907.37	605,405,516.29	605,405,516.29	28,391.08	-	28,391.08
1000501000018230	PAK time deposit 12 months	Time Deposit	15	0.00	7-Jun-11		379,497,920.61	379,474,993.88	379,474,993.88	22,926.73	-	22,926.73
1000501000018618	PAK time deposit 1 month	Time Deposit	15	1,002.83	2-May-11		1,528,158,498.54	1,528,157,780.29	1,528,157,780.29	718.25	-	718.25
1000501000018327	PAK time deposit 6 months	Time Deposit	15	-	14-Jun-11		235,698,536.89	235,690,697.38	235,690,697.38	7,839.51	-	7,839.51
1000501000047427	PAK time deposit 5 months	Time Deposit	15	-	14-Jun-11		105,002,066.29	104,999,568.64	104,999,568.64	2,497.65	-	2,497.65
1000501000047718	PAK time deposit 9 months	Time Deposit	15	-	14-Jun-11		39,999,831.00	39,999,831.00	39,999,831.00	-	-	-

as of 31-Dec-11

SUMMARY OF ACCOUNTS IN PROCREDIT BANK	Amount	Account Type	Number of accounts	Balance as of 31-Dec-11
PAK General Accounts	€ 0.00	PAK General Accounts	-	
PAK SOE	€ 294.00	PAK SOE	2	
Donor	€ 0.00	Donor	-	
Commercialisation	€ 0.00	Commercialisation	-	
NEWCO (accounts not yet transferred to owners)	€ 73,522.00	NEWCO	85	
Liquidation	€ 1.70	Liquidation	1	
<b>TOTAL</b>	<b>€73,817.70</b>	<b>TOTAL Number of Accounts in PCB</b>	<b>88</b>	

€191,410.12	€1.70	€117,594.12	€73,817.70
-------------	-------	-------------	------------

Nr.	Account Name	Account Number	Income	Interest	Expenditure	Balance	Description of account
1	KTA SOE LIQUIDATION FOR PETTY CASH	1110-201793-0001-61	5,182.65	1.70	5,182.65	1.70	Liquidation
2	KTA NEWCO AMORTIZATORET NDERMARRJA	1110-195190-0001-56	45,963.00	-	45,693.00	270.00	PAK SOE
3	NEWCO AC 23 NENTORI OLD BAKERY - STAN TRG	1110-215177-0001-18	1,250.00	-	-	1,250.00	NEWCO
4	NEWCO KOSURIQ AGRICULTURAL LAND LLC	1110-221751-0001-30	1,250.00	-	-	1,250.00	NEWCO
5	NewCo 1 MAJ ADMINISTRATION BUILDING	1110-224974-0001-18	1,250.00	-	-	1,250.00	NEWCO
6	NEWCO AFERDITA LLC	1110-203925-0001-18	1,250.00	-	-	1,250.00	NEWCO
7	NEWCO AGROMORAVA ELECTRICAL MILL LLC	1110-197448-0001-06	-	-	-	-	NEWCO
8	NEWCO CAFETERIA EXPRESS LLC	1110-203974-0001-53	1,250.00	-	-	1,250.00	NEWCO
9	NEWCO DRIVING SCHOOL SHAM ILIRIR LLC	1110-203915-0001-94	1,250.00	-	-	1,250.00	NEWCO
10	NEWCO EXTRA PAINT FACTORY LLC	1110-203971-0001-37	1,250.00	-	-	1,250.00	NEWCO
11	NEWCO FARM QIREZ	1110-197391-0001-90	1,250.00	-	1.00	1,249.00	NEWCO
12	NEWCO Jugoterm International	1110-220541-0001-11	1,250.00	-	-	1,250.00	NEWCO
13	NEWCO KOMUNA PRIZREN DELTA LLC	1110-203850-0001-06	1,250.00	-	-	1,250.00	NEWCO
14	NEWCO KOSOVA TEX LLC	1110-206400-0001-26	1,278.00	-	6.00	1,272.00	NEWCO
15	NEWCO Kosova Vera Winery	1110-220548-0001-16	1,250.00	-	-	1,250.00	NEWCO
16	NEWCO Kosovatrans Technical Repair Base And Buses Prizren	1110-220544-0001-27	1,250.00	-	-	1,250.00	NEWCO
17	NEWCO LLAPI 5 SHOPS LLC	1110-221798-0001-22	1,250.00	-	-	1,250.00	NEWCO
18	NewCo MAGJISTRALA CARRALEVE	1110-224963-0001-24	1,250.00	-	-	1,250.00	NEWCO
19	NewCo MIRUSHA TRANSPORT LLC	1110-229238-0001-29	-	-	-	-	NEWCO
20	NEWCO PAPER FACTORY	1110-197443-0001-44	1,250.00	-	1.00	1,249.00	NEWCO
21	NEWCO PAPER FACTORY PLLACI	1110-197445-0001-87	-	-	-	-	NEWCO
22	NEWCO PRINTEKS LLC	1110-206384-0001-70	1,290.00	-	18.00	1,272.00	NEWCO
23	NEWCO RAHOVECI WINERY AND VINEYARDS	1110-211544-0001-42	-	-	-	-	NEWCO
24	NewCo RAMIZ SADIKU ISTOK/ISTOG	1110-224988-0001-28	1,250.00	-	-	1,250.00	NEWCO
25	NEWCO Restaurant Shadervan	1110-220547-0001-43	1,250.00	-	-	1,250.00	NEWCO
26	NEWCO Separation I Gureve 2005 LLC	1110-211509-0001-17	1,250.00	-	-	1,250.00	NEWCO
27	NEWCO TREPCA HOTELS RESTAURANT PARAJSA	1110-210565-0001-91	1,250.00	-	-	1,250.00	NEWCO
28	NEWCO TROFTA 2LLC	1110-185689-0001-18	1,249.00	-	-	1,249.00	NEWCO
29	NEWCO UNIVERZAL SHOPPING MALL LLC	1110-179138-0001-64	1,256.00	-	7.00	1,249.00	NEWCO
30	NEWCO UNIVERZAL WAREHOUSELLC	1110-179126-0001-97	1,256.00	-	7.00	1,249.00	NEWCO
31	NewCo URATA SHOP NO 20 LLC	1110-232211-0001-74	1,250.00	-	-	1,250.00	NEWCO
32	NewCo LLAPI SHOP No25 LLC	1110-233117-0001-56	1,250.00	-	-	1,250.00	NEWCO
33	NewCo DRELAJ/ DRELJE 1 LLC	1110-233132-0001-39	1,250.00	-	-	1,250.00	NEWCO
34	NewCo DRELAJ/ DRELJE 2 LLC	1110-233135-0001-55	1,250.00	-	-	1,250.00	NEWCO

Nr.	Account Name	Account Number	Income	Interest	Expenditure	Balance	Description of account
35	NewCo 17 NËNTORI COMMERCIAL LAND AND BUILDINGS LLC	1110-233148-0001-92	1,250.00	-	-	1,250.00	NEWCO
36	NewCo 1 MAJI ADMINISTRATION BUILDING LLC	1110-233157-0001-43	1,250.00	-	-	1,250.00	NEWCO
37	NewCo RILINDJA BOOKSHOPS No40 LLC	1110-240336-0001-16	1,250.00	-	-	1,250.00	NEWCO
38	KTA SOE KHT Kosova	1110-014107-0001-12	66,673.47	-	66,649.47	24.00	PAK SOE
39	NewCo WHITE HOUSE SHOPS LLC	1110-243567-0001-79	1,250.00	-	-	1,250.00	NEWCO
40	NewCo GERMIA SHOPS FUSHË KOSOVË 2 L.L.C	1110-251416-0001-04	1,250.00	-	-	1,250.00	NEWCO
41	NewCo DUHANI PEYTON L.L.C	1110-251430-0001-14	1,250.00	-	-	1,250.00	NEWCO
42	NewCo Llapi Shop No.1 and Shop No.2 LLC	1110-257189-0001-12	1,250.00	-	-	1,250.00	NEWCO
43	NewCo Agricultural Land Drenovc LLC	1110-257181-0001-34	1,250.00	-	-	1,250.00	NEWCO
44	NewCo Drelaj/Drelje LLC	1110-261293-0001-75	1,250.00	-	-	1,250.00	NEWCO
45	NewCo Morava ee Eperme "Shopping Mall Viti" LLC	1110-261307-0001-85	1,250.00	-	-	1,250.00	NEWCO
46	NewCo Dubrava Livestock Dairy Farm LLC	1110-262382-0001-63	1,250.00	-	-	1,250.00	NEWCO
47	NewCo Llamkos Steel LLC	1110-311376-0001-14	2,500.00	-	1.00	2,499.00	NEWCO
48	NewCo Shtime Agriculture Land III L.L.C	1110-313421-0001-89	1,256.00	-	6.00	1,250.00	NEWCO
49	NewCo Rilindja Bookshop Gllgovc L.L.C	1110-317977-0001-73	1,256.00	-	6.00	1,250.00	NEWCO
50	NewCo Hotel Onix Banja e Pejës and Health Spa L.L.C	1110-320806-0001-29	1,250.00	-	-	1,250.00	NEWCO
51	NewCo AC Kooperimi - Agricultural Land Treboviq LLC	1110-322749-0001-45	1,250.00	-	-	1,250.00	NEWCO
52	NewCo AC Shtime Administrative Building LLC	1110-322751-0001-88	1,250.00	-	-	1,250.00	NEWCO
53	NewCo Administration Building Forest Economy Gjakovë L.L.C.	1110-324278-0001-84	1,000.00	-	1.00	999.00	NEWCO
54	NewCo KBK Strezovci Administration and yard L.L.C.	1110-325243-0001-25	-	-	-	-	NEWCO
55	Ndërmarrja e Re Lavërtaria-Blegtoria "Administrata e Vjetër" Sh.p.k	1110-326962-0001-75	1,000.00	-	1.00	999.00	NEWCO
56	Ndërmarrja e Re Emin Duraku Edico Shpk	1110-328038-0001-26	1,000.00	-	1.00	999.00	NEWCO
57	Ndërmarrja e Re Emin Duraku Kompleksi Industrial Shpk	1110-328041-0001-42	1,000.00	-	1.00	999.00	NEWCO
58	Ndërmarrja e Re Zdrukhtaria Shpk	1110-328048-0001-47	1,000.00	-	1.00	999.00	NEWCO
59	Ndërmarrja e Re Liria Depoja e Tekstilët Shpk	1110-328050-0001-90	1,000.00	-	1.00	999.00	NEWCO
60	Ndërmarrja e Re "Emin Duraku Kompleksi i Depove" Shpk	1110-328019-0001-54	1,000.00	-	1.00	999.00	NEWCO
61	Ndërmarrja e Re Elan Shpk	1110-329755-0001-33	1,000.00	-	1.00	999.00	NEWCO
62	Ndërmarrja e Re Hotel Fan Besiana Shpk	1110-329758-0001-49	1,000.00	-	1.00	999.00	NEWCO
63	Ndërmarrja e Re Sharr Depoja e Materialit Ndërtimor Sh.p.k.	1110-330063-0001-59	1,000.00	-	1.00	999.00	NEWCO
64	Ndërmarrja e Re Lux Shitorja - Ish Pulëbardha Sh.p.k.	1110-330064-0001-32	1,000.00	-	1.00	999.00	NEWCO
65	Ndërmarrja e Re Termovent Sh.p.k.	1110-330070-0001-64	1,000.00	-	1.00	999.00	NEWCO
66	Ndërmarrja e Re Stacioni i Veterinarisë-Mitrovicë Sh.p.k.	1110-330938-0001-05	1,000.00	-	1.00	999.00	NEWCO
67	Ndërmarrja e Re Ratar Ajvali Sh.p.k.	1110-330939-0001-75	1,000.00	-	1.00	999.00	NEWCO
68	Ndërmarrja e Re Liria Salloni i Mobileve Sh.p.k.	1110-330940-0001-48	1,000.00	-	1.00	999.00	NEWCO
69	Ndërmarrja e Re Liria Mini Shtëpia e Mallrave-Terzimahallë Sh.p.k.	1110-330941-0001-21	1,000.00	-	1.00	999.00	NEWCO
70	Ndërmarrja e Re Tokë Bujqësore Rracaj SH.P.K.	1110-331742-0001-25	-	-	-	-	NEWCO
71	Ndërmarrja e Re Tokë Bujqësore Gllobar 1 SH.P.K.	1110-331744-0001-68	-	-	-	-	NEWCO
72	Ndërmarrja e Re IBG Topanicë SH.P.K.	1110-331745-0001-41	-	-	-	-	NEWCO
73	Ndërmarrja e Re Pasuria Bujqësore Depo në Talinoc SH.P.K.	1110-331751-0001-73	-	-	-	-	NEWCO
74	Ndërmarrja e Re Pasuria Bujqësore Toka në Papaz SH.P.K.	1110-331752-0001-46	-	-	-	-	NEWCO
75	Ndërmarrja e Re Toka Bujqësore në Tërstenik SH.P.K.	1110-331766-0001-56	-	-	-	-	NEWCO
76	Ndërmarrja e Re Toka Bujqësore në Begracë SH.P.K.	1110-331768-0001-02	-	-	-	-	NEWCO
77	Ndërmarrja e Re LUMMADH SH.P.K.	1110-331769-0001-72	-	-	-	-	NEWCO

Nr.	Account Name	Account Number	Income	Interest	Expenditure	Balance	Description of account
78	Ndërmarrja e Re Ereniku Industria Fabrika e Lëngjeve SH.P.K.	1110-331770-0001-45	-	-	-	-	NEWCO
79	Ndërmarrja e Re KB Moronica Objekti i Administratës SH.P.K.	1110-331777-0001-50	-	-	-	-	NEWCO
80	Ndërmarrja e Re Deva - Uzina e Përpunimit të Gazrave Teknike SH.P.K.	1110-331771-0001-18	-	-	-	-	NEWCO
81	Ndërmarrja e Re Gjeravica Kompleksi Sharra SH.P.K.	1110-331778-0001-23	-	-	-	-	NEWCO
82	Ndërmarrja e Re Gjeravica Komerce Kompleksi i Depos SH.P.K.	1110-331779-0001-93	-	-	-	-	NEWCO
83	Ndërmarrja e Re Rilindja Shitja Mitrovicë SH.P.K.	1110-331785-0001-28	-	-	-	-	NEWCO
84	Ndërmarrja e Re Flora Tokë Bujqësore II SH.P.K.	1110-331786-0001-98	-	-	-	-	NEWCO
85	Ndërmarrja e Re Pyltaria - Ndërtesa e Administratës Suharekë SH.P.K.	1110-331787-0001-71	-	-	-	-	NEWCO
86	Ndërmarrja e Re Liria Vetëshërbimi - Terzimhallë SH.P.K.	1110-331788-0001-44	-	-	-	-	NEWCO
87	Ndërmarrja e Re Prizren Market - Shitorja Ortakoll SH.P.K.	1110-331789-0001-17	-	-	-	-	NEWCO
88	Ndërmarrja e Re Rilindja Shitorja nën Grand SH.P.K.	1110-332117-0001-85	-	-	-	-	NEWCO







AGJENCIA KOSOVARE E PRIVATIZIMIT  
KOSOVSKA AGENCIJA ZA PRIVATIZACIJU  
PRIVATISATION AGENCY OF KOSOVO

---

Str. Ilir Konushevcı No. 8,  
10 000 Prishtina, Republic of Kosovo,  
Phone: +381 (0) 38 500 400; +381 (0) 38 248 076  
[www.pak-ks.org](http://www.pak-ks.org)